

DETSKY MIR GROUP

Consolidated Financial Statements
For the Year Ended 31 December 2021
And Independent Auditor's Report

DETSKY MIR GROUP

TABLE OF CONTENTS

	Page
STATEMENT OF MANAGEMENT'S RESPONSIBILITIES FOR THE PREPARATION AND APPROVAL OF THE CONSOLIDATED FINANCIAL STATEMENTS FOR THE YEAR ENDED 31 DECEMBER 2021	1
INDEPENDENT AUDITOR'S REPORT	2-6
CONSOLIDATED FINANCIAL STATEMENTS FOR THE YEAR ENDED 31 DECEMBER 2021:	
Consolidated statement of profit or loss and other comprehensive income	7
Consolidated statement of financial position	8
Consolidated statement of changes in shareholders' equity	9
Consolidated statement of cash flows	10
Notes to the consolidated financial statements	11-56
Supplementary financial information: non-IFRS measures (unaudited)	57-61

**STATEMENT OF MANAGEMENT'S RESPONSIBILITIES FOR THE PREPARATION AND APPROVAL
OF THE CONSOLIDATED FINANCIAL STATEMENTS
FOR THE YEAR ENDED 31 DECEMBER 2021**

Management is responsible for the preparation of the consolidated financial statements that present fairly the consolidated financial position of Public Joint Stock Company "Detsky mir" (hereinafter, the "Company") and its subsidiaries (hereinafter, the "Group" or "Detsky mir Group") as at 31 December 2021, and the consolidated results of its operations, cash flows and changes in shareholders' equity for the year then ended, in accordance with International Financial Reporting Standards (hereinafter, "IFRS") as issued by the International Accounting Standards Board ("IASB").

In preparing the consolidated financial statements, management is responsible for:

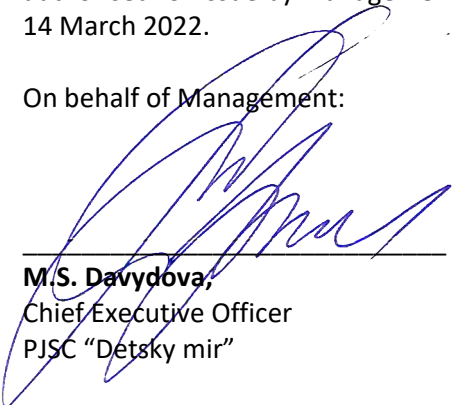
- properly selecting and applying accounting policies;
- presenting information, including accounting policies, in a manner that provides relevant, reliable, comparable and understandable information;
- providing additional disclosures when compliance with the specific requirements in IFRS are insufficient to enable users to understand the impact of particular transactions, other events and conditions on the Group's consolidated financial position and financial performance;
- making an assessment of the Group's ability to continue as a going concern.

Management is also responsible for:


- designing, implementing and maintaining an effective and sound system of internal controls, throughout the Group;
- maintaining adequate accounting records that are sufficient to show and explain the Group's transactions and disclose with reasonable accuracy at any time the consolidated financial position of the Group, and which enable them to ensure that the consolidated financial statements of the Group comply with IFRS;
- maintaining statutory accounting records in compliance with local legislation and accounting standards in respective jurisdictions in which the Group operates;
- taking such steps as are reasonably available to them to safeguard the assets of the Group; and
- preventing and detecting fraud and other irregularities.

The consolidated financial statements of the Group for the year ended 31 December 2021 were authorised for issue by management of the Company on behalf of the Board of Directors of the Group on 14 March 2022.

On behalf of Management:



M.S. Davydova,
Chief Executive Officer
PJSC "Detsky mir"



A.V. Spivak,
Chief Financial Officer
PJSC "Detsky mir"

INDEPENDENT AUDITOR'S REPORT

To the Shareholders and Board of Directors of Public Joint Stock Company "Detsky mir":

Opinion

We have audited the consolidated financial statements of Public Joint Stock Company "Detsky mir" and its subsidiaries (collectively – the "Group"), which comprise the consolidated statement of financial position as at 31 December 2021, and the consolidated statement of profit or loss and other comprehensive income, consolidated statement of changes in shareholders' equity and consolidated statement of cash flows for the year then ended, and notes to the consolidated financial statements, including a summary of significant accounting policies.

In our opinion, the accompanying consolidated financial statements present fairly, in all material respects, the consolidated financial position of the Group as at 31 December 2021, and its consolidated financial performance and its consolidated cash flows for the year then ended in accordance with International Financial Reporting Standards ("IFRSs").

Basis for Opinion

We conducted our audit in accordance with International Standards on Auditing ("ISAs"). Our responsibilities under those standards are further described in the Auditor's Responsibilities for the Audit of the Consolidated Financial Statements section of our report. We are independent of the Group in accordance with the Auditor's Independence Rules and the Auditor's Professional Ethics Code, that are relevant to our audit of the financial statements in the Russian Federation together with the ethical requirements of the International Ethics Standards Board for Accountants' Code of Ethics for Professional Accountants (the "IESBA Code"), and we have fulfilled our other ethical responsibilities in accordance with these requirements and the IESBA Code. We believe that the audit evidence we have obtained is sufficient and appropriate to provide a basis for our opinion.

Key Audit Matters

Key audit matters are those matters that, in our professional judgment, were of most significance in our audit of the consolidated financial statements of the current period. These matters were addressed in the context of our audit of the consolidated financial statements as a whole, and in forming our opinion thereon, and we do not provide a separate opinion on these matters.

Why the matter was determined to be a key audit matter

How the matter was addressed in the audit

Recognition of supplier bonuses

The Group receives significant amounts of supplier incentives, discounts, bonuses and reimbursements for advertising and markdowns (hereinafter, “supplier bonuses”).

We consider this matter to be key to our audit because significant judgment is required to determine the commercial substance of supplier bonuses received by the Group, their classification as those reducing the cost of inventory purchased and the period over which the related reduction should be recognized in the consolidated statement of profit or loss and other comprehensive income, which necessitates a thorough understanding of the contractual arrangements and complete and accurate source data.

The Group’s principal accounting policy on supplier bonuses and critical accounting estimates related to them are disclosed in Note 4 on page 17 and Note 5 on page 27.

We obtained an understanding of the Group’s internal processes and controls in respect of accounting for supplier bonuses and assessed whether the Group applies its accounting policy consistently during the reporting period.

We circularized a sample of suppliers to obtain assurance that the amounts of recorded incentives and balances owed at year-end were accurate and complete. Where responses were not received, we completed alternative procedures such as tracing the amounts recorded to primary documents signed by suppliers confirming the Group’s entitlement to a particular bonus. In addition, for a sample of volume-based arrangements, we recalculated the bonuses due from suppliers based on purchases during the year and the contractual terms.

On a sample basis we examined the commercial substance of supplier bonuses by analysing the primary documents and contractual arrangements confirming the Group’s right to receive supplier bonuses and other supporting documentation. In addition to that, we recomputed management’s calculation of supplier bonuses allocated to year-end inventories based on their commercial substance.

We also performed year-to-year analysis of the ratio of aggregate supplier bonuses allocated to year-end inventories to the total amount of supplier bonuses received by the Group during the reporting period and analysed the reasons of discrepancies if any.

Net realizable value of inventories

Inventories are carried at the lower of cost and net realizable value.

At 31 December 2021 the value of inventories held by the Group was 52,724 RUB million (31 December 2020: RUB 42,494 million).

The valuation of inventories was identified as a key audit matter because it involves judgement, in particular, with respect to the estimated selling price of items held and the approach

We challenged whether the inventories’ valuation approach properly considers all the relevant inputs to arrive at the best estimate of net realizable value of inventories:

- Understanding the Group’s processes and control procedures related to the measurement of inventories at the lower of cost and net realizable value;
- Verifying the value of a sample of inventories to check whether it is held at the lower of cost and net realizable value, based on the sales prices after the reporting date;

Why the matter was determined to be a key audit matter**How the matter was addressed in the audit**

the management uses to determine provision rates. The assessment process is subjective as it includes reviewing the historical performance of the inventories (sales below cost of sales for the last twelve months), current operational plans as well as industry and customer specific trends that drive provision rates.

The Group's inventory provision is disclosed in Note 15 on page 38. The key assumptions related to inventory measurement are disclosed in Note 5 on page 28.

- Reviewing, recalculating and critically assessing the reasonableness of inventory allowance considering inventory turnover, historical and post year-end performance including sales below cost of sales and analysing the amount of allowance as a percentage of gross inventory balance year to year and investigating the changes in the ratios taking into account the expected changes in the methodology.

Other Matter – Supplementary Financial Information

Management is responsible for the preparation of information accompanying the consolidated financial statements, which is presented as supplementary financial information on pages 57-61. This information is provided for the purposes of additional analysis and is not a required part of the consolidated financial statements for year ended 31 December 2021 prepared in accordance with IFRS. Such information has not been subjected to the audit procedures applied in our audit of the consolidated financial statements for the year ended 31 December 2021 and, accordingly, we do not express opinion on it.

Other Information

Management is responsible for the other information. The other information comprises the information included in the Annual and Quarterly reports, but does not include the consolidated financial statements and our auditor's report thereon. The Annual and Quarterly reports are expected to be made available to us after the date of this auditor's report.

Our opinion on the consolidated financial statements does not cover the other information and we will not express any form of assurance conclusion thereon.

In connection with our audit of the consolidated financial statements, our responsibility is to read the other information presented by Annual and Quarterly reports when they become available and, in doing so, consider whether the other information is materially inconsistent with the consolidated financial statements or our knowledge obtained in the audit, or otherwise appears to be materially misstated.

When we read the Annual and Quarterly reports, if we conclude that there is a material misstatement therein, we are required to communicate the matter to those charged with governance.

Responsibilities of Management and Those Charged with Governance for the Consolidated Financial Statements

Management is responsible for the preparation and fair presentation of the consolidated financial statements in accordance with IFRS, and for such internal control as management determines is necessary to enable the preparation of consolidated financial statements that are free from material misstatement, whether due to fraud or error.

In preparing the consolidated financial statements, management is responsible for assessing the Group's ability to continue as a going concern, disclosing, as applicable, matters related to going concern and using the going concern basis of accounting unless management either intends to liquidate the Group or to cease operations, or has no realistic alternative but to do so.

Those charged with governance are responsible for overseeing the Group's financial reporting process.

Auditor's Responsibilities for the Audit of the Consolidated Financial Statements

Our objectives are to obtain reasonable assurance about whether the consolidated financial statements as a whole are free from material misstatement, whether due to fraud or error, and to issue an auditor's report that includes our opinion. Reasonable assurance is a high level of assurance, but is not a guarantee that an audit conducted in accordance with ISAs will always detect a material misstatement when it exists. Misstatements can arise from fraud or error and are considered material if, individually or in the aggregate, they could reasonably be expected to influence the economic decisions of users taken on the basis of these consolidated financial statements.

As part of an audit in accordance with ISAs, we exercise professional judgment and maintain professional skepticism throughout the audit. We also:

- Identify and assess the risks of material misstatement of the consolidated financial statements, whether due to fraud or error, design and perform audit procedures responsive to those risks, and obtain audit evidence that is sufficient and appropriate to provide a basis for our opinion. The risk of not detecting a material misstatement resulting from fraud is higher than for one resulting from error, as fraud may involve collusion, forgery, intentional omissions, misrepresentations, or the override of internal control.
- Obtain an understanding of internal control relevant to the audit in order to design audit procedures that are appropriate in the circumstances, but not for the purpose of expressing an opinion on the effectiveness of the Group's internal control.
- Evaluate the appropriateness of accounting policies used and the reasonableness of accounting estimates and related disclosures made by management.

- Conclude on the appropriateness of management's use of the going concern basis of accounting and, based on the audit evidence obtained, whether a material uncertainty exists related to events or conditions that may cast significant doubt on the Group's ability to continue as a going concern. If we conclude that a material uncertainty exists, we are required to draw attention in our auditor's report to the related disclosures in the consolidated financial statements or, if such disclosures are inadequate, to modify our opinion. Our conclusions are based on the audit evidence obtained up to the date of our auditor's report. However, future events or conditions may cause the Group to cease to continue as a going concern.
- Evaluate the overall presentation, structure and content of the consolidated financial statements, including the disclosures, and whether the consolidated financial statements represent the underlying transactions and events in a manner that achieves fair presentation.

We communicate with those charged with governance regarding, among other matters, the planned scope and timing of the audit and significant audit findings, including any significant deficiencies in internal control that we identify during our audit.

We also provide those charged with governance with a statement that we have complied with relevant ethical requirements regarding independence, and to communicate with them all relationships and other matters that may reasonably be thought to bear on our independence, and where applicable, related safeguards.


From the matters communicated with those charged with governance, we determine those matters that were of most significance in the audit of the consolidated financial statements of the current period, and are therefore the key audit matters. We describe these matters in our auditor's report unless law or regulation precludes public disclosure about the matter or when, in extremely rare circumstances, we determine that a matter should not be communicated in our report because the adverse consequences of doing so would reasonably be expected to outweigh the public interest benefits of such communication.

Egor Metelkin

(ORNZ № 21906100901),

Engagement partner,

Acting based on the power of attorney issued by the General Director on 24 December 2021 authorizing to sign off the audit report on behalf of AO "Deloitte & Touche CIS" (ORNZ № 12006020384)



14 March 2022

DETSKY MIR GROUP

CONSOLIDATED STATEMENT OF PROFIT OR LOSS AND OTHER COMPREHENSIVE INCOME FOR THE YEAR ENDED 31 DECEMBER 2021 (in millions of Russian Rubles, except earnings per share)

	Notes	2021	2020
Revenue	8	164,300	142,882
Cost of sales		(113,857)	(98,909)
GROSS PROFIT		50,443	43,973
Selling, general and administrative expenses	9	(33,781)	(29,490)
Forgivable loan	21	1,255	-
Other operating income, net		310	82
OPERATING PROFIT		18,227	14,565
Finance income		23	82
Finance expenses	10	(4,464)	(4,496)
Foreign exchange loss, net		(393)	(2,093)
PROFIT BEFORE INCOME TAX		13,393	8,058
Income tax expense	11.1	(2,491)	(1,309)
PROFIT FOR THE YEAR		10,902	6,749
Other comprehensive loss:			
<i>Items that may be reclassified subsequently to profit or loss</i>			
Effect of translation to presentation currency		(9)	(35)
TOTAL COMPREHENSIVE INCOME FOR THE YEAR		10,893	6,714
Earnings per share			
Weighted average number of shares outstanding, basic and diluted:	19	735,122,582	734,561,783
Earnings per share, basic and diluted (in Russian Rubles per share)		14.83	9.19

The Notes on pages 11 to 56 form an integral part of these consolidated financial statements.

DETSKY MIR GROUP

CONSOLIDATED STATEMENT OF FINANCIAL POSITION AS AT 31 DECEMBER 2021 (in millions of Russian Rubles)

	Notes	At 31 December 2021	At 31 December 2020
ASSETS			
NON-CURRENT ASSETS			
Property, plant and equipment	12	11,639	9,274
Intangible assets	13	1,769	1,524
Right-of-use assets	14	37,427	33,726
Deferred tax assets	11.2	2,999	2,811
Other non-current assets		139	124
Total non-current assets		53,973	47,459
CURRENT ASSETS			
Inventories	15	52,724	42,494
Trade receivables	16	4,454	3,670
Advances paid and other receivables	17	2,770	1,535
Prepaid income tax		8	10
Cash and cash equivalents	18	3,807	1,826
Total current assets		63,763	49,535
TOTAL ASSETS		117,736	96,994
EQUITY AND LIABILITIES			
EQUITY			
Share capital	19	1	1
Treasury shares	19	(323)	(407)
Additional paid-in capital		5,793	5,793
Accumulated deficit		(5,503)	(8,145)
Currency translation reserve		117	126
Total equity/ (equity deficit)		85	(2,632)
NON-CURRENT LIABILITIES			
Lease liabilities	20	32,409	28,619
Long-term loans and borrowings	21	15,110	12,200
Deferred tax liabilities	11.2	162	92
Total non-current liabilities		47,681	40,911
CURRENT LIABILITIES			
Trade payables		39,415	35,770
Short-term loans and borrowings and current portion of long-term loans and borrowings	21	13,775	7,582
Lease liabilities	20	8,428	8,227
Advances received, other payables and accrued expenses	23	6,219	5,261
Deferred revenue	24	1,380	1,241
Income tax payable		753	634
Total current liabilities		69,970	58,715
Total liabilities		117,651	99,626
TOTAL EQUITY AND LIABILITIES		117,736	96,994

The Notes on pages 11 to 56 form an integral part of these consolidated financial statements.

DETSKY MIR GROUP

CONSOLIDATED STATEMENT OF CHANGES IN SHAREHOLDERS' EQUITY FOR THE YEAR ENDED 31 DECEMBER 2021 (in millions of Russian Rubles)

	Share capital	Treasury shares	Additional paid-in capital	Accumulated deficit	Currency translation reserve	Total
Balance at 1 January 2020	1	(317)	5,793	(7,305)	161	(1,667)
Profit for the year	-	-	-	6,749	-	6,749
Other comprehensive loss	-	-	-	-	(35)	(35)
TOTAL COMPREHENSIVE INCOME FOR THE YEAR	-	-	-	6,749	(35)	6,714
Share-based compensation (Note 22)	-	-	-	186	-	186
Purchase of treasury shares (Note 19)	-	(90)	-	-	-	(90)
Dividends (Note 19)	-	-	-	(7,775)	-	(7,775)
Balance at 31 December 2020	1	(407)	5,793	(8,145)	126	(2,632)
Profit for the year	-	-	-	10,902	-	10,902
Other comprehensive loss	-	-	-	-	(9)	(9)
TOTAL COMPREHENSIVE INCOME FOR THE YEAR	-	-	-	10,902	(9)	10,893
Share-based compensation (Note 22)	-	-	-	168	-	168
Settlement of share-based compensation with treasury shares (Note 19)	-	84	-	(136)	-	(52)
Dividends (Note 19)	-	-	-	(8,292)	-	(8,292)
Balance at 31 December 2021	1	(323)	5,793	(5,503)	117	85

The Notes on pages 11 to 56 form an integral part of these consolidated financial statements.

DETSKY MIR GROUP

CONSOLIDATED STATEMENT OF CASH FLOWS FOR THE YEAR ENDED 31 DECEMBER 2021 (in millions of Russian Rubles)

	2021	2020
Operating activities:		
Profit for the year	10,902	6,749
Adjustments for:		
Depreciation and amortization expense	11,046	10,413
Finance expenses	4,464	4,496
Income tax expense recognized in profit or loss	2,491	1,309
Write-offs of merchandise inventories relating to shrinkage and write-down to net realizable value	2,173	2,081
Foreign exchange loss, net	393	2,093
Expense on equity-settled share-based compensation	215	188
Change in estimated breakage of bonus points under loyalty program	102	(58)
Finance income	(23)	(82)
Gain on settlement of equity-settled share-based compensation	(52)	-
Change in estimated breakage of gift cards	(120)	-
Forgivable loan	(1,255)	-
Other	(19)	12
Changes in working capital:		
(Increase)/decrease in trade receivables	(784)	373
Increase in advances paid and other receivables	(1,147)	(132)
Increase in inventories	(12,403)	(5,912)
Increase in trade payables	3,479	1,507
Increase/(decrease) in advances received, other payables and accrued expenses	840	(412)
Increase in deferred revenue	157	294
Cash generated by operations	20,459	22,919
Interest paid	(4,238)	(4,297)
Interest received	16	78
Income tax paid	(2,444)	(1,980)
Net cash generated by operating activities	13,793	16,720
Investing activities:		
Payments for property, plant and equipment	(4,263)	(1,705)
Payments for intangible assets	(994)	(695)
Proceeds from sale of property, plant and equipment	31	42
Net cash used in investing activities	(5,226)	(2,358)
Financing activities:		
Purchase of treasury shares	-	(90)
Repayment of loans and borrowings	(50,861)	(63,315)
Dividends paid	(8,292)	(7,775)
Lease payments	(8,101)	(6,369)
Proceeds from loans and borrowings	61,201	63,878
Net cash used in financing activities	(6,053)	(13,671)
NET INCREASE IN CASH AND CASH EQUIVALENTS	2,514	691
CASH AND CASH EQUIVALENTS, beginning of the year	1,826	1,769
Effect of changes in foreign exchange rates on cash and cash equivalents	(533)	(634)
CASH AND CASH EQUIVALENTS, end of the year	3,807	1,826

The Notes on pages 11 to 56 form an integral part of these consolidated financial statements.

DETSKY MIR GROUP

NOTES TO THE CONSOLIDATED FINANCIAL STATEMENTS FOR THE YEAR ENDED 31 DECEMBER 2021 (in millions of Russian Rubles)

1. GENERAL INFORMATION

PJSC "Detsky mir" (hereinafter, the "Company", "Detsky mir") together with its subsidiaries (hereinafter, the "Group") is the largest retail chain in the children's goods market in the Russian Federation (hereinafter, "RF"). The Company is registered in the Unified State Register of Legal Entities under the laws of the Russian Federation (State Registration Certificate No. 1027700047100). The Company's address is 3/6 3-Niznelikhoborsky Proezd, Moscow 127238.

The primary activity of the Group is the sale of children's clothing and products through retail stores and its online store, and the Group develops pet goods sales through retail stores and its online store as well. As at 31 December 2021 and in the year then ended the Group operated "Detsky mir" branded stores in Russia, Kazakhstan and Belarus, "Detmir Mini" (former "Detmir PVZ") branded small-format stores in Russia, and "Zoozavr" branded retail stores in Russia. In 2021, the Company continued to develop its own marketplace, which allows third-party sellers to offer their products to consumers in the Company's online store.

The registered shareholders of the Company and their effective ownership were as follows, as at the specified dates:

	31 December 2021, %	31 December 2020, %
Storale Limited	15.10	-
Gulf Investments Limited	15.00	25.00
Comgest Global Investors, S.A.S.	5.30	-
Goldman Sachs Group, Inc. ¹	5.00	5.26
Capital Group Companies, Inc. ¹	-	5.64
Other shareholders	59.60	64.10
Total	100	100

¹ Indirect control of a certain number of votes relating to voting shares.

As at 31 December 2021 and 2020 the Group had neither the ultimate controlling party nor the ultimate controlling beneficiary owner.

The ownership interest of the Group and the proportion of its voting rights in its major operating subsidiaries was as follows, as at each period end:

Subsidiaries	Ownership interest and proportion of voting rights	
	31 December 2021, %	31 December 2020, %
LLP Detsky mir-Kazakhstan, Kazakhstan	100	100
LLC DM-Tech, RF	100	100
LLC Detmir BEL, Belarus	100	100

As at 31 December 2021 and 2020 the Group does not have non-wholly owned subsidiaries that have non-controlling interests to the Group.

**NOTES TO THE CONSOLIDATED FINANCIAL STATEMENTS
FOR THE YEAR ENDED 31 DECEMBER 2021
(in millions of Russian Rubles)**

2. BASIS OF PREPARATION

These consolidated financial statements have been prepared in accordance with International Financial Reporting Standards as issued by the International Accounting Standards Board (hereinafter, "IASB"), hereinafter "IFRS".

The consolidated financial statements have been prepared on a historical cost basis, unless disclosed otherwise.

The consolidated financial statements provide comparative information in respect of the previous period.

3. APPLICATION OF NEW AND REVISED INTERNATIONAL FINANCIAL REPORTING STANDARDS (IFRSs)

Amendments to IFRSs affecting amounts reported in the consolidated financial statements

From 1 January 2021, the Group has adopted the following new and amended standards and interpretations issued by the IASB and the International Financial Reporting Interpretations Committee ("IFRIC") of the IASB in these consolidated financial statements:

- Amendments to IFRS 9, IAS 39, IFRS 7, IFRS 4 and IFRS 16 – *Interest Rate Benchmark Reform – Phase II*; and
- Amendments to IFRS 16 – *Covid-19-Related Rent Concessions*.

No new standards and interpretations adopted in 2021 had a material impact on these consolidated financial information of the Group for the year ended 31 December 2021. As for amendments to IFRS 16, the Group preferred not to take an exemption from assessing whether a COVID-19-related rent concession is a lease modification and continued applying its accounting policy consistently.

New and revised IFRSs in issue but not yet effective

At the date of the authorisation of these consolidated financial statements, the Group has not applied the following new and revised IFRS Standards that have been issued but are not yet effective:

- IFRS 17 *Insurance Contracts*;
- IFRS 10 and IAS 28 (amendments) *Sale or Contribution of Assets between an Investor and its Associate or Joint Venture*;
- Amendments to IAS 1 *Classification of Liabilities as Current or Non-current*;
- Amendments to IFRS 3 *Reference to the Conceptual Framework*;
- Amendments to IAS 16 *Property, Plant and Equipment-Proceeds before Intended Use*;
- Amendments to IAS 37 *Onerous Contracts – Cost of Fulfilling a Contract*;
- Annual Improvements to IFRS Standards 2018-2020 Cycle; and
- Amendments to IFRS 1 *First-time Adoption of International Financial Reporting Standards*, IFRS 9 *Financial Instruments*, IFRS 16 *Leases*;
- Amendments to IAS 1 and IFRS Practice Statement 2 *Disclosure of accounting policies*;
- Amendments to IAS 8 *Definition of accounting estimates*; and
- Amendments to IAS 12 *Deferred Tax related to Assets and Liabilities arising from a Single Transaction*.

**NOTES TO THE CONSOLIDATED FINANCIAL STATEMENTS
FOR THE YEAR ENDED 31 DECEMBER 2021
(in millions of Russian Rubles)**

The Group does not expect that the adoption of the Standards listed above will have a material impact on the consolidated financial position and financial results of the Group in future periods, except for the amendments to IAS 12 *Deferred Tax related to Assets and Liabilities arising from a Single Transaction* which will have a material impact on the disclosure of deferred taxes in relation to lease liabilities and right-of-use assets.

4. SIGNIFICANT ACCOUNTING POLICIES

The Group's entities maintain their accounting records in compliance with the local legislation on accounting and reporting adopted in jurisdictions of the countries in which they were founded and registered. The accounting principles and reporting procedures in these jurisdictions may differ from IFRS. Accordingly, financial statements of individual entities of the Group have been adjusted to ensure that the consolidated financial statements are presented in accordance with IFRS.

The accounting principles set out below have been applied in the preparation of these consolidated financial statements for the year ended 31 December 2021 as well as comparative information presented in these consolidated financial statements.

Going concern principle

These consolidated financial statements have been prepared on the management's assumption that the Group will continue as going concern in the foreseeable future, which implies the realization of assets and settlement of liabilities in the normal course of business.

In mid-March and April 2020 the Group faced the impact of a new coronavirus disease (COVID-19), which led to a considerable drop of traffic across the retail stores, resulted in retail revenue decrease, besides a number of retail stores were closed during the lockdown declared in Russia and Kazakhstan. Nevertheless, the outbreak of COVID-19 and its impact on the global economy confirmed that the Group selected an effective business model, driven by omnichannel and multi-category proposition. The most of Russian stores remained open to continue playing the important societal role of providing essential food and non-food products for children during the lockdown. As a result, during 2021 the Group managed to increase its share across all its markets and achieved significant growth in the online segment (Note 8).

The management considered the Group's forecasts and projections for foreseeable future, taking into account current and anticipated economic situation, the Group's financial position, available undrawn credit lines (Note 21), covenants' compliance, planned store opening program and the anticipated cash flows and related expenditures from retail stores. The Group has been refinancing its borrowings and maintaining a stable cash balance (Note 18) to ensure business continuity in case of any downturn. The Group's net working capital deficit, calculated as total current assets less total current liabilities, was RUB 6,207 million and RUB 9,180 million as at 31 December 2021 and 2020, respectively. The Group always operates with net working capital deficit owing to efficient use of cash in funding operations and provides returns to its shareholders in the form of payments of cash dividends, also the Group's inventory days and days payable levels are among industry-leading due to its agile sourcing model and algorithms used to forecast demand.

As part of the strategy that focuses on the online channel, the Group continued improving its logistics by opening two new regional distribution centers in April and September 2021 and finishing the construction of the third own federal distribution center in December 2021.

**NOTES TO THE CONSOLIDATED FINANCIAL STATEMENTS
FOR THE YEAR ENDED 31 DECEMBER 2021
(in millions of Russian Rubles)**

On 21 February 2022, the President of Russia signed the executive orders on the recognition of the Donetsk People's Republic and the Lugansk People's Republic. On 24 February 2022, a decision to carry out a special military operation in Ukraine was announced. Subsequent to these events, the US, UK, EU and other countries announced an extension of sanctions on certain Russian officials, businessmen and companies. A number of foreign companies and financial institutions decided to restrict or totally cease its operations in Russia and with Russian counterparties. The impact of these events on future operations and financial position of the Group at this stage is difficult to determine.

At the date of the authorisation of these consolidated financial statements all the Group's stores remain open and continue providing food and non-food products for children. The management continues to consider the Group's forecasts and projections for foreseeable future, taking into account current and anticipated economic situation. The management expects short-term change in the structure of revenue by types of products with the increase of share of child nutrition and diapers, which might be comparable to the change in revenue structure in the second quarter of 2020 due to outbreak of COVID-19, but the management does not expect overall decrease in demand for products for children in the long run due to the essential character of such goods.

Starting 24 February 2022, the Group has been increasing its cash balance using cash inflows from operating (revenue) and financing (increase in borrowings received) activities. At the date of the authorisation of these consolidated financial statements the Group's cash balance comprises RUB 8,353 million, which is enough to ensure business continuity in case of any downturn, including bonds redemption in April 2022. The Group has access to borrowings, its unused credit line facilities are available.

The management of the Group does not expect significant interruptions in supply and has been planning to keep sufficient stock of goods. At the date of the authorisation of these consolidated financial statements, the Group has accumulated stock of goods sufficient to maintain sales for several months. The management considers alternative ways of deliveries (e.g. through subsidiaries of the Group) and alternative suppliers to keep stock of goods in the long run.

The Group will continue to keep the assortment of children's goods and improve its logistics capabilities.

The Group's management has, at the time of the authorisation of these consolidated financial statements, a reasonable expectation that the Group has adequate resources to continue its operations in the foreseeable future. Thus, they continue to adopt the going concern basis of accounting in preparing these consolidated financial statements.

Presentation currency and functional currency

Management has determined that the functional currency of the Company and its Russian subsidiaries is the Russian Ruble (hereinafter, "RUB"). The functional currency of LLP Detsky mir-Kazakhstan is Kazakhstani Tenge, and the functional currency of LLC Detmir BEL is Belarusian Ruble.

The presentation currency of the Group is Russian Rubles ("RUB"), and all values are rounded to the nearest million RUB, except where otherwise indicated.

**NOTES TO THE CONSOLIDATED FINANCIAL STATEMENTS
FOR THE YEAR ENDED 31 DECEMBER 2021
(in millions of Russian Rubles)**

Basis of consolidation

The consolidated financial statements incorporate the financial statements of the Company and entities controlled by the Company. Control is achieved when the Company:

- Has power over an entity;
- Is exposed, or has rights, to variable returns of the investee; and
- Has the ability to use its power to affect variable returns.

The Company reassesses whether or not it controls an investee if facts and circumstances indicate that there are changes to one or more of the three elements of control listed above.

The Company controls an entity without the majority of voting rights if existing voting rights give the possibility to direct the relevant activities of the entity unilaterally. The Company considers all relevant facts and circumstances in assessing whether or not the Company's voting rights are sufficient for control.

Consolidation of subsidiaries begins when the Company obtains control over the subsidiary and ends when the Company loses control of the subsidiary.

When necessary, adjustments are made to the financial statements of subsidiaries to bring their accounting policies into line with those used by other members of the Group. All intra-group transactions, income and expenses are eliminated on consolidation.

Segment information

Reportable segments are determined based on the financial information which is available and utilized on a regular basis by the Company's chief operating decision maker to assess financial performance and to allocate resources. According to the distribution channels used the Group has two operating segments pursuant to the IFRS 8 "Segment Reporting", being retail and online sales through the Internet. These two segments have been aggregated by management into a single operating segment (Note 8).

Revenue recognition

The revenue is recognized by the Group when it transfers control of promised goods or services to customers in an amount that reflects the consideration to which the Group expects to be entitled in exchange for those goods or services.

Revenue from the sale of goods is recognized on a 5-step approach as introduced in IFRS 15:

- The Group identifies the contract with the customer;
- The Group identifies the performance obligations in the contract;
- The transaction price is determined by the Group;
- The transaction price is allocated to the performance obligations in the contracts;
- Revenue is recognized only when the Group satisfies a performance obligation.

**NOTES TO THE CONSOLIDATED FINANCIAL STATEMENTS
FOR THE YEAR ENDED 31 DECEMBER 2021
(in millions of Russian Rubles)**

Revenue from sales of goods

The Group recognizes revenue from sales of goods when a performance obligation is satisfied, i.e. when the goods are sold in retail stores for retail revenues or delivered to customers for online sales (including in-store pick-up), in the gross amount of consideration to which it expects to be entitled in exchange for the goods transferred.

Income from marketplace

Income from marketplace consists of marketplace commission and other income.

Marketplace commission represents commission fees charged to third-party sellers for selling their goods through the Group's online marketplace. The Group offers a marketplace platform via the Company's online store that enables sellers to sell their products through the Company's website. The Group's performance obligation with respect to these transactions is to arrange the transaction through the Company's website. Marketplace commission is recognized on a net basis at the point of delivery of products as the Group generally is not the primary obligor, does not bear the inventory risk, and does not have the ability to establish prices for the other party's goods. The Group charges a fixed rate commission fee based on the sales amount unless there are any additional conditions prescribed in the contract between the Group and sellers.

Other income from marketplace represents other fees obtained from third-party sellers for related services provided to them by the Group.

Gift cards

The Group sells gift cards to its customers in its retail stores and through its website. The gift cards have an expiration date and are required to be used during specified periods of time. The Group recognizes income from gift cards either when the gift card is redeemed by the customer or when the gift card expires.

The Group determines the gift card breakage rate based on historical redemption patterns. Gift card breakage revenue is recognized in proportion, and over the same period, as actual gift card redemptions.

Customer loyalty program

The Group offers a loyalty program that allows customers to earn points based on purchasing activity in any of the Group's retail stores and via Internet in the online store. The loyalty points give rise to a separate performance obligation as they provide a material right to the customer. A portion of the transaction price is allocated to the loyalty points awarded to customers based on relative stand-alone selling price and recognized as a contract liability until the points are redeemed. The amount of revenue allocated to loyalty points reflects the estimated points breakage. Revenue allocated to loyalty points is then recognized as the loyalty points are redeemed.

In accordance with provisions of the loyalty program, valid from January 2021, bonus points earned when the customers purchase the Group's goods expire within six months after they are accrued. In accordance with the previously valid loyalty program terms bonus points for the purchases expired within one year after they had been accrued.

**NOTES TO THE CONSOLIDATED FINANCIAL STATEMENTS
FOR THE YEAR ENDED 31 DECEMBER 2021
(in millions of Russian Rubles)**

Bonuses and allowances received from suppliers

The Group's agreements with suppliers contain a price for units purchased as well as other discounts and incentives such as reimbursements for specific arrangements such as markdowns and advertising. The Group has agreements with each supplier setting forth the specific conditions for each bonus.

Volume bonuses (rebates) as well as discounts are linked to purchases made from suppliers on a price per unit basis and are recognized as a reduction to cost of goods sold as inventories are sold. Bonuses that relate to inventory not sold are recognized within the value of inventory as at the period end. Amounts are only recognized when the Group has a clear entitlement to the receipt and of the rebate and a reliable estimate can be made.

The Group also enters into the arrangements with suppliers to perform marketing and promoting activities on behalf of suppliers: this type of incentives is directly credited to the cost of sales of inventory participated in such activity in the period received. Judgement is required to ensure these bonuses to be recognized when all performance obligations within the contract have been fulfilled and the bonus is expected to be collected.

Finance income

Interest income comprises interest receivable on funds invested. Interest income is accrued on a time basis, by reference to the principal outstanding and at the effective interest rate applicable, which is the rate that exactly discounts estimated future cash receipts through the expected life of the financial asset to that asset's net carrying amount on initial recognition.

Foreign currency transactions

In preparing the financial statements of each subsidiary of the Group, transactions in currencies other than the entity's functional currency (foreign currencies) are recognized at the rates of exchange prevailing at the dates of the transactions. At the end of each reporting period, monetary items denominated in foreign currencies are retranslated at the rates prevailing at that date. Non-monetary items carried at fair value that are denominated in foreign currencies are retranslated at the rates prevailing at the date when the fair value was determined. Non-monetary items that are measured in terms of historical cost in a foreign currency are not retranslated.

Exchange differences on monetary items are recognized in profit or loss in the period in which they arise except for exchange differences on monetary items receivable from or payable to a foreign operation for which settlement is neither planned nor likely to occur (therefore forming part of the net investment in the foreign operation), which are recognized initially in other comprehensive income and reclassified from equity to profit or loss on repayment of the monetary items.

For the purposes of presenting these consolidated financial statements, the assets and liabilities of the Group's foreign operations are translated into RUB using exchange rates prevailing at the end of each reporting period. Income and expense items are translated at the average exchange rates for the period, unless exchange rates fluctuate significantly during that period, in which case the exchange rates at the dates of the transactions are used. Exchange differences arising, if any, are recognized in other comprehensive income and accumulated in equity (and attributed to non-controlling interests as appropriate).

DETSKY MIR GROUP

NOTES TO THE CONSOLIDATED FINANCIAL STATEMENTS FOR THE YEAR ENDED 31 DECEMBER 2021 (in millions of Russian Rubles)

On the disposal of a foreign operation (i.e. a disposal of the Group's entire interest in a foreign operation, or a disposal involving loss of control over a subsidiary that includes a foreign operation or a disposal involving loss of significant influence over an associate that includes a foreign operation), all of the exchange differences accumulated in equity in respect of that operation attributable to the Company's shareholders are reclassified to profit or loss.

Goodwill and fair value adjustments to identifiable assets acquired and liabilities assumed through acquisition of a foreign operation are treated as assets and liabilities of the foreign operation and translated at the rate of exchange prevailing at the end of each reporting period. Exchange differences arising are recognized in equity.

Exchange rates for the currencies in which the Group transacts are presented below:

	At 31 December 2021	At 31 December 2020
Closing exchange rates at the year-end – RUB		
1 EUR	84.0695	90.6824
1 Tenge	0.1690	0.1755
1 USD	74.2926	73.8757
1 BYN	29.1458	28.6018
1 JPY	0.6451	0.7149
	2021	2020
Average exchange rates for the year ended – RUB		
1 EUR	87.1877	82.4487
1 Tenge	0.1726	0.1741
1 USD	73.6541	72.1464
1 BYN	29.0198	29.5858
1 JPY	0.6719	0.6761

Borrowing costs

Borrowing costs directly attributable to the acquisition, construction of qualifying assets, which are assets that necessarily take a substantial period of time to get ready for their intended use or sale, are added to the cost of those assets, until such time as the assets are substantially ready for their intended use or sale.

Investment income earned on the temporary investment of specific borrowings pending their expenditure on qualifying assets is deducted from the borrowing costs eligible for capitalization.

All other borrowing costs are recognized in profit or loss in the period in which they are incurred.

Income tax

Income tax expense represents the sum of the tax currently payable and deferred tax.

Current income tax

The tax currently payable is based on taxable profit for the year. Taxable profit differs from 'profit before tax' as reported in the consolidated statement of profit or loss and other comprehensive income because of items of income or expense that are taxable or deductible in other years and items that are never taxable or deductible. The Group's current tax is calculated using tax rates that have been enacted or substantively enacted by the end of the reporting period.

**NOTES TO THE CONSOLIDATED FINANCIAL STATEMENTS
FOR THE YEAR ENDED 31 DECEMBER 2021
(in millions of Russian Rubles)**

Deferred tax

Deferred tax is recognized on temporary differences between the carrying amounts of assets and liabilities in the consolidated financial statements and the corresponding tax bases used in the computation of taxable profit. Deferred tax liabilities are generally recognized for all taxable temporary differences. Deferred tax assets are generally recognized for all deductible temporary differences to the extent that it is probable that taxable profits will be available against which those deductible temporary differences can be utilized. Such deferred tax assets and liabilities are not recognized if the temporary difference arises from the initial recognition (other than in a business combination) of assets and liabilities in a transaction that affects neither the taxable profit nor the accounting profit. In addition, deferred tax liabilities are not recognized if the temporary difference arises from the initial recognition of goodwill.

Deferred tax liabilities are recognized for taxable temporary differences associated with investments in subsidiaries and associates, and interests in joint ventures, except where the Group is able to control the reversal of the temporary difference and it is probable that the temporary difference will not reverse in the foreseeable future. Deferred tax assets arising from deductible temporary differences associated with such investments and interests are only recognized to the extent that it is probable that there will be sufficient taxable profits against which to utilize the benefits of the temporary differences and they are expected to reverse in the foreseeable future.

The carrying amount of deferred tax assets is reviewed at the end of each reporting period and reduced to the extent that it is no longer probable that sufficient taxable profits will be available to allow all or part of the asset to be recovered.

Deferred tax liabilities and assets are measured at the tax rates that are expected to apply in the period in which the liability is settled or the asset realized, based on tax rates (and tax laws) that have been enacted or substantively enacted by the end of the reporting period. The measurement of deferred tax liabilities and assets reflects the tax consequences that would follow from the manner in which the Group expects, at the end of the reporting period, to recover or settle the carrying amount of its assets and liabilities.

Current and deferred tax for the year

Current and deferred tax are recognized in profit or loss, except when they relate to items that are recognized in other comprehensive income or directly in equity, in which case, the current and deferred tax are also recognized in other comprehensive income or directly in equity respectively. Where current tax or deferred tax arises from the initial accounting for a business combination, the tax effect is included in the accounting for the business combination.

Property, plant and equipment

Buildings, land, leasehold improvements and equipment are recognized in the consolidated statement of financial position at their cost that includes all costs directly attributable to bringing the asset to working condition for its intended use. After recognition, items of property, plant and equipment are carried under the cost model.

**NOTES TO THE CONSOLIDATED FINANCIAL STATEMENTS
FOR THE YEAR ENDED 31 DECEMBER 2021
(in millions of Russian Rubles)**

Major expenditures for improvements and replacements which extend the useful lives of the assets or increase their values or revenue generating capacity are capitalized. Repairs and maintenance are charged to the consolidated statements of profit or loss and other comprehensive income as incurred.

Depreciation is computed based on the straight-line method utilizing estimated useful lives of property, plant and equipment as follows:

Buildings	15-40 years
Leasehold improvements	5-10 years
Trade equipment	5-7 years
Office and warehouse equipment and other fixed assets	3-5 years

Land has an indefinite useful life and therefore is not depreciated.

Construction in-progress and equipment for installation are not depreciated until the asset is placed into service. Items of property, plant and equipment that are retired or otherwise disposed of are eliminated from the consolidated balance sheet along with the corresponding accumulated depreciation. Any gain or loss resulting from such retirement or disposal is recognized within profits and losses for the period.

Leases

The Group assesses whether a contract is or contains a lease, at inception of a contract. The Group recognizes a right-of-use asset and a corresponding lease liability with respect to all lease agreements in which it is the lessee, except for short-term leases (defined as leases with a lease term of 12 months or less). For these leases, the Group recognizes the lease payments as an operating expense on a straight-line basis over the term of the lease unless another systematic basis is more representative of the time pattern in which economic benefits from the leased asset are consumed.

The lease liability is initially measured at the present value of the lease payments that are not paid at the commencement date, discounted by using the incremental borrowing rate. This rate is defined as the rate of interest that the lessee would have to pay to borrow over a similar term and with a similar security the funds necessary to obtain an asset of a similar value to the right-of-use-asset in a similar economic environment.

Lease payments included in the measurement of the lease liability comprise:

- Fixed lease payments (including in-substance fixed payments), less any lease incentives.
- Variable lease payments that depend on an index or rate, initially measured using the index or rate at the commencement date.
- The amount expected to be payable by the lessee under residual value guarantees.
- The exercise price of purchase options, if the lessee is reasonably certain to exercise the options; and
- Payments of penalties for terminating the lease, if the lease term reflects the exercise of an option to terminate the lease.

The lease liability is presented as a separate line in the consolidated statement of financial position.

**NOTES TO THE CONSOLIDATED FINANCIAL STATEMENTS
FOR THE YEAR ENDED 31 DECEMBER 2021
(in millions of Russian Rubles)**

The lease liability is subsequently measured by increasing the carrying amount to reflect interest on the lease liability (using the effective interest method) and by reducing the carrying amount to reflect the lease payments made.

The Group remeasures the lease liability (and makes a corresponding adjustment to the related right-of-use asset) whenever

- The lease term has changed or there is a change in the assessment of exercise of a purchase option, in which case the lease liability is remeasured by discounting the revised lease payments using a revised discount rate.
- The lease payments change due to changes in an index or rate or a change in expected payment under a guaranteed residual value, in which cases the lease liability is remeasured by discounting the revised lease payments using the initial discount rate (unless the lease payments change is due to a change in a floating interest rate, in which case a revised discount rate is used).
- A lease contract is modified and the lease modification is not accounted for as a separate lease, in which case the lease liability is remeasured by discounting the revised lease payments using a revised discount rate.

The right-of-use assets comprise the initial measurement of the corresponding lease liability, lease payments made at or before the commencement day and any initial direct costs.

They are subsequently measured at cost less accumulated depreciation and impairment losses.

Right-of-use assets are depreciated over the estimated period of lease term, which is calculated based on lease term stated in lease agreements, periods covered by an option to extend or terminate the lease, and useful life of the underlying asset.

If a lease transfers ownership of the underlying asset or the cost of the right-of-use asset reflects that the Group expects to exercise a purchase option, the related right-of-use asset is depreciated over the useful life of the underlying asset. The depreciation starts at the commencement date of the lease.

The right-of-use assets are presented as a separate line in the consolidated statement of financial position.

The Group applies IAS 36 Impairment of Assets to determine whether a right-of-use asset is impaired and accounts for any identified impairment loss.

Variable rents that do not depend on an index or rate are not included in the measurement the lease liability and the right-of-use asset. The related payments are recognized as an expense in the period in which the event or condition that triggers those payments occurs and are included in the line "Selling, general and administrative expenses" in the statement of profit or loss (see Note 9).

As a practical expedient, IFRS 16 permits a lessee not to separate non-lease components, and instead account for any lease and associated non-lease components as a single arrangement. The Group has used this practical expedient.

**NOTES TO THE CONSOLIDATED FINANCIAL STATEMENTS
FOR THE YEAR ENDED 31 DECEMBER 2021
(in millions of Russian Rubles)**

Impairment of tangible and intangible assets other than goodwill

At the end of each reporting period, the Group reviews the carrying amounts of its tangible and intangible assets to determine whether there is any indication that those assets have suffered an impairment loss. If any such indication exists, the recoverable amount of the asset is estimated in order to determine the extent of the impairment loss (if any). When it is not possible to estimate the recoverable amount of an individual asset, the Group estimates the recoverable amount of the cash-generating unit to which the asset belongs. When a reasonable and consistent basis of allocation can be identified, corporate assets are also allocated to individual cash-generating units, or otherwise they are allocated to the smallest group of cash-generating units for which a reasonable and consistent allocation basis can be identified.

Intangible assets with indefinite useful lives and intangible assets not yet available for use are tested for impairment at least annually, and whenever there is an indication that the asset may be impaired.

Recoverable amount is the higher of fair value less costs to sell and value in use. In assessing value in use, the estimated future cash flows are discounted to their present value using a pre-tax discount rate that reflects current market assessments of the time value of money and the risks specific to the asset for which the estimates of future cash flows have not been adjusted.

If the recoverable amount of an asset (or cash-generating unit) is estimated to be less than its carrying amount, the carrying amount of the asset (or cash-generating unit) is reduced to its recoverable amount. Impairment losses are recognized in profit or loss.

When an impairment loss subsequently reverses, the carrying amount of the asset (or a cash-generating unit) is increased to the revised estimate of its recoverable amount, but so that the increased carrying amount does not exceed the carrying amount that would have been determined had no impairment loss been recognized for the asset (or cash-generating unit) in prior years. Recovery of impairment losses is immediately recognized in profit or loss.

Inventories

Inventories are stated at the lower of cost and net realizable value. Net realisable value represents the estimated selling price less costs to be incurred in marketing, selling and distribution. The cost of inventories is determined on the weighted average cost basis and includes expenditure incurred in acquiring the inventories, conversion costs and other costs incurred in bringing them to their existing location (retail shops and distribution warehouses) and condition. Supplier allowances that do not represent reimbursement of specific, incremental and identifiable costs incurred to promote a supplier's goods are also included in cost of inventories (as a reduction of it).

Financial instruments

Financial assets and financial liabilities are recognized when a Group entity becomes a party to the contractual provisions of the instrument.

Financial assets and financial liabilities are initially measured at fair value. Transaction costs that are directly attributable to the acquisition or issue of financial assets and financial liabilities (other than financial assets and financial liabilities at fair value through profit or loss) are added to or deducted from the fair value of the financial assets or financial liabilities, as appropriate, on initial recognition. Transaction costs directly attributable to the acquisition of financial assets or financial liabilities at fair value through profit or loss are recognized immediately in profit or loss.

**NOTES TO THE CONSOLIDATED FINANCIAL STATEMENTS
FOR THE YEAR ENDED 31 DECEMBER 2021
(in millions of Russian Rubles)**

Effective interest method

The effective interest method is a method of calculating the amortized cost of a financial instrument and of allocating interest income or expense over the relevant period. The effective interest rate is the rate that exactly discounts estimated future cash receipts or payments (including all fees and amounts paid or received that form an integral part of the effective interest rate, transaction costs and other premiums or discounts) through the expected life of the financial instrument, or, where appropriate, a shorter period, to the net carrying amount on initial recognition.

Fair value of financial instruments

Fair value of financial instruments which are traded in the active market is estimated at each reporting date on the basis of market quotations or dealer quotes without any deduction for transaction costs. For financial instruments which are not traded in the active market, fair value of the instrument is estimated using valuation techniques that include use of data on market transactions; data on current fair value of other similar instruments; discounted cash flow analyses or other valuation techniques.

The Group uses the following hierarchy to determine and disclose methods of fair value measurement of financial instruments:

- Level 1: unadjusted quoted prices in active markets for identical assets and liabilities;
- Level 2: techniques where all used inputs that significantly affect the fair value are observable directly or indirectly;
- Level 3: techniques where used inputs that significantly affect the fair value are not based on observable market data.

Financial assets

Financial assets are classified into the following specified categories:

- Those to be measured subsequently at fair value (either through OCI, or through profit or loss), and
- Those to be measured at amortised cost.

The classification depends on the Group's business model for managing the financial assets and the contractual terms of the cash flows.

All regular routine purchases or sales of financial assets are recognized on a trade date basis. Regular routine purchases or sales are purchases or sales of financial assets that require delivery of assets within the time frame established by regulation or convention in the marketplace.

Measurement

At initial recognition, the Group measures a financial asset at its fair value plus, in the case of a financial asset not at fair value through profit or loss (FVPL), transaction costs that are directly attributable to the acquisition of the financial asset.

Transaction costs of financial assets carried at FVPL are expensed in profit or loss. Financial assets with embedded derivatives are considered in their entirety when determining whether their cash flows are solely payment of principal and interest.

**NOTES TO THE CONSOLIDATED FINANCIAL STATEMENTS
FOR THE YEAR ENDED 31 DECEMBER 2021
(in millions of Russian Rubles)**

Debt instruments

Subsequent measurement of debt instruments depends on the group's business model for managing the asset and the cash flow characteristics of the asset. The major part of the Group's debt instruments are presented by trade accounts and are measured at amortised cost applying the effective interest rate as these instruments are held for collection of contractual cash flows where those cash flows represent solely payments of principal and interest. Interest income from these financial assets is included in finance income using the effective interest rate method. Any gain or loss arising on derecognition is recognized directly in profit or loss and presented in other gains/ (losses), together with foreign exchange gains and losses.

Cash and cash equivalents

Cash and cash equivalents comprise cash balances, cash deposits and highly liquid investments with maturities at acquisition/date of the transactions of three months or less, that are readily convertible to known amounts of cash and are subject to an insignificant risk of changes in value.

Impairment of financial assets

The Group recognizes a loss allowance for expected credit losses on financial assets that are measured at amortised cost (represented by cash and cash equivalents, trade and other receivables). The amount of expected credit losses (ECL) is updated at each reporting date to reflect changes in credit risk since initial recognition of the respective financial instrument.

The Group always recognizes lifetime ECL for trade receivables, contract assets and lease receivables. The expected credit losses on these financial assets are estimated using a provision matrix based on the Group's historical credit loss experience, adjusted for factors that are specific to the debtors, general economic conditions and an assessment of both the current as well as the forecast direction of conditions at the reporting date, including time value of money where appropriate.

In assessing whether the credit risk on a financial instrument has increased significantly since initial recognition, the Group compares the risk of a default occurring in the financial instrument at the reporting date with the risk of default occurring on the financial instrument at the date of initial recognition. In making this assessment, the Group considers both quantitative and qualitative information that is reasonable and supportable, including historical experience and forward-looking information considered includes the future prospects of the industries in which the Group's debtors operate.

Irrespective of the above analysis, the Group considers that default has occurred when a financial asset is more than 90 days past due unless the Group has reasonable and supportable information to demonstrate that a more lagging default criterion is more appropriate.

Financial liabilities

Classification as debt or equity

Debt and equity instruments issued by Group entities are classified as either financial liabilities or as equity in accordance with the substance of the contractual arrangements and the definitions of a financial liability and an equity instrument.

**NOTES TO THE CONSOLIDATED FINANCIAL STATEMENTS
FOR THE YEAR ENDED 31 DECEMBER 2021
(in millions of Russian Rubles)**

Equity instrument

An equity instrument is any contract that evidences a residual interest in the assets of an entity after deducting all of its liabilities. Equity instruments issued by the Group are recognized at the proceeds received, net of direct issue costs.

Repurchase of the Group's own equity instruments is recognized and deducted directly in equity. No gain or loss is recognized in profit or loss on the purchase, sale, issue or cancellation of the Group's own equity instruments.

Financial liabilities

All financial liabilities are measured subsequently at amortised cost using the effective interest method or at FVTPL. Financial liabilities are classified as at FVTPL when the financial liability is (i) contingent consideration of an acquirer in a business combination, (ii) held for trading or (iii) it is designated as at FVTPL. Otherwise financial liabilities are measured subsequently at amortised cost using the effective interest method.

Derivative financial instruments

In course of its business the Group from time to time enters into derivative financial instruments to manage its exposure to foreign exchange rate risk mostly through foreign exchange forward contracts. The Group does not use hedge accounting for these derivatives. As a result, such derivative financial instruments are treated as other financial assets and liabilities at fair value through profit or loss. Gains and losses recognized for the changes in fair value of forward contracts are presented as part of finance costs or other operating expenses of the Group depending on whether its use is related to a financial item or an operating item.

The fair value of forward exchange contracts is calculated by reference to current forward exchange rates for contracts with similar maturity profiles.

Provisions

Provisions are recognized when the Group has a present obligation (legal or constructive) as a result of a past event, it is probable that the Group will be required to settle the obligation, and a reliable estimate can be made of the amount of the obligation.

The amount recognized as a provision is the best estimate of the consideration required to settle the present obligation at the end of the reporting period, taking into account the risks and uncertainties surrounding the obligation. When a provision is measured using the cash flows estimated to settle the present obligation, its carrying amount is the present value of those cash flows (when the effect of the time value of money is material).

When some or all of the economic benefits required to settle a provision are expected to be recovered from a third party, a receivable is recognized as an asset if it is virtually certain that reimbursement will be received and the amount of the receivable can be measured reliably.

**NOTES TO THE CONSOLIDATED FINANCIAL STATEMENTS
FOR THE YEAR ENDED 31 DECEMBER 2021
(in millions of Russian Rubles)**

Cash-settled share-based compensation

Cash-settled share-based compensation is initially measured at the fair value of the associated liability. At the end of each reporting period until the liability is settled, and at the date of settlement, the fair value of the liability is remeasured, with any changes in fair value recognized in profit or loss for the period.

Equity-settled share-based compensation

Equity-settled share-based compensation is accounted for at fair value determined on the grant date. The fair value determined at the grant date is expensed on a straight-line basis over the vesting period.

Dividends

Dividends and the related taxes are recognized as a liability in the period in which they have been declared and become legally payable. Dividends can be paid out in accordance with laws of the jurisdictions in which the Group's entities are incorporated and registered.

Treasury shares

If the Group reacquires its own equity instruments, those instruments ("treasury shares") are recognized as a deduction to equity at cost, being the consideration paid to reacquire the shares. No gain or loss is recognized in profit or loss on the purchase, sale, issue or cancellation of the Group's own equity instruments. Such treasury shares may be acquired and held by the Company or by the subsidiaries of the Company.

5. CRITICAL ACCOUNTING JUDGMENTS AND KEY SOURCES OF ESTIMATION UNCERTAINTY

In the application of the Group's accounting policies, which are described in Note 4 "Significant Accounting Policies", management is required to make judgments, estimates and assumptions about the carrying amounts of assets and liabilities that are not readily apparent from other sources. The estimates and associated assumptions are based on historical experience and other factors that are considered to be relevant. Actual results may differ from these estimates.

The estimates and underlying assumptions are reviewed on an ongoing basis. Revisions to accounting estimates are recognized in the period in which the estimate is revised if the revision affects only that period, or in the period of the revision and future periods if the revision affects both current and future periods.

Critical judgements in applying the Group's accounting policies

The following are the critical judgements, apart from those involving estimations (which are presented separately below), that the Group have made in the process of applying its accounting policies and that have the most significant effect on the amounts recognized in the consolidated financial statements.

**NOTES TO THE CONSOLIDATED FINANCIAL STATEMENTS
FOR THE YEAR ENDED 31 DECEMBER 2021
(in millions of Russian Rubles)**

Lease terms determination

In determining the amount of lease liability relating to new or modified leases, judgment is required when assessing the lease term. The Group considers the extension options that are reasonably certain to be executed and termination options that are reasonably certain not to be executed. When considering those options, management takes into account the residual useful life of the related major leasehold improvements, the Group's investment strategy and relevant investment decisions, as well as length of time until the extension or termination option under consideration.

Starting from 1 July 2021 the Group changed the way how it considers the extension options to determine lease terms. For leases of retail stores the Group considers the residual useful life of leasehold improvements and the profitability the leased premises are expected to provide as one of the most relevant factors that create an economic incentive to exercise the extension option, or not to exercise a termination option.

The effect of the lease terms reassessment is as follows:

	Would have been if the Group hadn't reassessed the lease terms	Reassessment effect	As presented in the consolidated financial statements for the year ended 31 December 2021
Right-of-use assets as at 31 December 2021	36,158	1,269	37,427
Lease liabilities as at 31 December 2021	39,524	1,313	40,837
Depreciation expense on right-of-use assets for the year ended 31 December 2021	8,432	8	8,440
Interest expense on lease liabilities for the year ended 31 December 2021	2,398	36	2,434

Supplier bonuses

The Group's agreements and arrangements with suppliers set forth a number of conditions when the Group receives various types of bonuses from suppliers in the form of cash payments or allowances for various programs, primarily volume incentives and reimbursements for specific programs such as markdowns and advertising. Depending on the arrangement with a supplier and applying judgment to determine the commercial substance of the bonus received, the Group either recognizes the bonus as a reduction to cost of sales or defers it over the period the related inventory is sold. Management has concluded that a significant portion of payments from suppliers is accounted for as a reduction of inventory cost of purchase and recognized in the consolidated statement of profit or loss and other comprehensive income when the related inventory is sold.

From time to time, the Group agrees with a supplier to promote a specific product through a temporary price reduction. The supplier often compensates the Group for any pieces of the specific SKU (stock keeping unit) which is held in stock and is included in the program which is referred to markdown compensation. These bonuses are treated as a reduction of the cost of goods sold in the period when the respective merchandise has been sold.

**NOTES TO THE CONSOLIDATED FINANCIAL STATEMENTS
FOR THE YEAR ENDED 31 DECEMBER 2021
(in millions of Russian Rubles)**

Government grants

In the year ended 31 December 2020 the Group received a loan from PJSC "Sberbank" under government anti-crisis support program, which is provided at substantially preferential interest rates compared to those suggested on the market conditions. Determining whether this loan qualifies for government grants or should be accounted for as a financial instrument requires certain judgement from management: likelihood of different outcomes prescribed in the loan agreement, qualitative analysis of the criteria imposed by the arrangement and other factors. As government grants are recognized in the Group's consolidated financial statements only if there is reasonable assurance that all the conditions and criteria necessary to receive them are met and it's virtually certain that grants are to be received, the above-described loan was presented within the loans and borrowings line as it did not qualify for government grants as at 31 December 2020. In 2021 the loan received from the PJSC "Sberbank" under government anti-crisis support program and interest accrued on it were recognized in the consolidated statement of profit or loss and other comprehensive income in "Forgivable loan" line item as the Group met the terms of forgiveness in April 2021.

Key sources of estimation uncertainty

The key assumptions concerning the future, and other key sources of estimation uncertainty at the reporting period that may have a significant risk of causing a material adjustment to the carrying amounts of assets and liabilities within the next financial year, are discussed below.

Measuring inventories

Management reviews the inventory balances to determine if inventories can be sold at amounts greater than or equal to their carrying amounts plus costs to sell. This review includes identification of slow moving inventories and obsolete inventories.

Management makes an allowance for any items considered to be obsolete. The allowance represents the difference between the cost of inventory and its estimated net realizable value. Provision rates for the allowance are determined based on historical performance of the inventory (sales below cost of sales) for the last twelve months.

If actual results differ from management's expectations with respect to the selling of inventories at amounts equal to or less than their carrying amounts, management would be required to adjust the carrying amount of inventories.

During the period between inventory counts or cycle counts in stores, the Group estimates losses related to shrinkage that may have been identified in each store if a stock count was carried out on the reporting date, on a store-by-store basis. The estimation as at reporting date is based on the average historical actual shrinkage results, net of surpluses, in retail stores of the Group.

Revenue attributed to loyalty program and gift cards

The Group accounts for customer loyalty points as a separate component of the sale transaction in which they are granted. A portion of a fair value of the consideration received from customers is allocated to the award points and deferred, and is recognized as revenue over the period when award credits are redeemed. Therefore, management has to make assumptions about expected redemption rates, which are subject to availability of prior periods' statistics and significant uncertainty at the reporting date due to changeability of customer redemption patterns. The Group updates its estimates of the points that will be redeemed on a regular basis and any adjustments to the deferred revenue balance are charged against revenue.

**NOTES TO THE CONSOLIDATED FINANCIAL STATEMENTS
FOR THE YEAR ENDED 31 DECEMBER 2021
(in millions of Russian Rubles)**

Starting from 1 January 2021 the Group has introduced a perspective change to its loyalty program which assumes a decrease in customer loyalty points lifetime from 12 to 6 months. As the change is perspective, the points earned before 1 January 2021 are supposed to be redeemed in 12 months. The above mentioned program change made management reconsider the expected redemption rate for credits awarded in 2021.

The change in the loyalty points lifetime from 1 year to 6 months has led to the increase in expected breakage rate in 2021 compared to 2020 by 16.9%. If the Company had not introduced this change, the deferred revenue arising from the Group's customer loyalty program as at 31 December 2021 would have amounted to RUB 694 million, revenue deferred during the period would have amounted to RUB 10,110 million, and revenue recognized in the consolidated statement of profit or loss and other comprehensive income would have amounted to RUB 9,943 million.

The Group accounts for payments for gift cards as a separate component for the sale transaction in which they are realized. A fair value of the consideration received from customers is recognized as revenue over the period when gift cards are redeemed. Therefore, management has to make assumptions about expected redemption rates, which are subject to availability of prior periods' statistics and significant uncertainty at the reporting date due to changeability of customer redemption patterns.

6. RESTATEMENT

When preparing the consolidated financial statements for the year ended 31 December 2021 the Group made the following presentational changes within the consolidated statement of financial position and the consolidated statement of cash flows in an effort to provide more relevant and reliable financial information:

- Deferred revenue relating to gift cards was reclassified from advances received, other payables line item and accrued expenses line item to deferred revenue line item in the consolidated statement of financial position.
- Change in estimated breakage of bonus points under loyalty program was excluded from changes in working capital in the consolidated statement of cash flows to adjustments of the profit for the year being a non-cash item.

To ensure the comparability of the consolidated financial statements with the prior period comparative figures for the year ended 31 December 2020, the following reclassifications were made:

	<u>As previously presented</u>	<u>Restatement</u>	<u>After restatement</u>
Consolidated statement of financial position as at 31 December 2020			
Deferred revenue	527	714	1,241
Advances received, other payables and accrued expenses	5,975	(714)	5,261
	<u>As previously presented</u>	<u>Restatement</u>	<u>After restatement</u>
Consolidated statement of cash flows for the year ended 31 December 2020			
Change in estimated breakage of bonus points under loyalty program	-	(58)	(58)
Increase in deferred revenue	91	203	294
Decrease in advances received, other payables and accrued expenses	(267)	(145)	(412)

DETSKY MIR GROUP

NOTES TO THE CONSOLIDATED FINANCIAL STATEMENTS FOR THE YEAR ENDED 31 DECEMBER 2021 (in millions of Russian Rubles)

7. OPERATING SEGMENTS

According to the distribution channels used the Group has two operating segments pursuant to the IFRS 8 "Segment Reporting", being retail and online sales through the Internet. These two segments have been aggregated by management into a single operating segment as they share similar economic characteristics:

- Both retail and online sales are represented by sales of goods for children;
- The type and class of customers are the same for both segments: the Company has a business-to-customer sale model;
- The methods used to promote and distribute the goods are the same (the share of deliveries by courier service in the online segment is insignificant, the main distribution channel is the retail network);
- Long-term gross profit margins.

The disclosures presented herein therefore, constitute the Group's entity wide disclosures.

Customer base of the Group is diversified; therefore transactions with a single external customer do not exceed 10% of the Group's revenue. As the Group is engaged in retail business, there are no major customers.

Revenues from external customers attributed to the Company's country of domicile and attributed to all foreign countries are disclosed in Note 8.

Non-current assets located in the Company's country of domicile and located in all foreign countries are as follows:

	31 December 2021	31 December 2020
Non-current assets		
Russian Federation	49,079	42,880
Kazakhstan	1,109	1,175
Belarus	657	479
Total non-current assets	50,845	44,534

The Group's operations are regularly reviewed by the chief operating decision maker, represented by the CEO, to analyze performance and allocate resources within the Group. The CEO assesses the performance of the Group's single operating segment based on the dynamics of revenue and earnings before income tax expense, foreign exchange loss/gain, finance expenses, finance income, depreciation and amortization, adjusted for the expense on share-based compensation and one-off gains and losses (hereinafter, "Adjusted EBITDA"). Adjusted EBITDA is a non-IFRS measure.

The segment information for the years ended 31 December 2021 and 2020 is as follows:

	2021	2020
Revenue	164,300	142,882
Adjusted EBITDA	28,536	25,718

DETSKY MIR GROUP

NOTES TO THE CONSOLIDATED FINANCIAL STATEMENTS FOR THE YEAR ENDED 31 DECEMBER 2021 (in millions of Russian Rubles)

Reconciliation of adjusted EBITDA to profit for the period is as follows:

	2021	2020
Profit for the period	10,902	6,749
Finance income	(23)	(82)
Finance expenses	4,464	4,496
Income tax expense	2,491	1,309
Depreciation and amortization	11,046	10,413
Foreign exchange loss, net	393	2,093
Expense on share-based compensation	518	740
Forgivable loan (one-off income item)	(1,255)	-
Adjusted EBITDA	28,536	25,718

8. REVENUE

The Group's revenue for the year ended 31 December 2021 and 2020 was as follows:

	2021	2020
Sales of goods, including online store revenue		
Russian Federation (hereinafter, "RF")	155,479	137,865
Kazakhstan	6,195	3,798
Belarus	1,845	981
Total sales of goods, including online store revenue	163,519	142,644
Income from marketplace		
RF	539	53
Total income from marketplace	539	53
Other revenue		
RF	242	185
Total other revenue	242	185
Total	164,300	142,882

Revenue from the sale of pet goods, presented within sales of goods line and attributable to RF, for the years ended 31 December 2021 and 2020 amounted to RUB 933 million and RUB 351 million, respectively.

Revenue from sales of goods in the online store, presented within sales of goods, including online store revenue line, for the years ended 31 December 2021 and 2020 was as follows:

	2021	2020
Online store:		
RF	46,066	34,705
Kazakhstan	783	298
Belarus	28	-
Total	46,877	35,003

Revenue from sales of goods ordered via the online store and picked up at Group's retail stores amounting to RUB 34,472 million and RUB 25,314 million for the years ended 31 December 2021 and 2020, respectively.

Deferred revenue is disclosed in Note 24.

DETSKY MIR GROUP

NOTES TO THE CONSOLIDATED FINANCIAL STATEMENTS FOR THE YEAR ENDED 31 DECEMBER 2021 (in millions of Russian Rubles)

9. SELLING, GENERAL AND ADMINISTRATIVE EXPENSES

The Group's selling, general and administrative expenses for the year ended 31 December 2021 and 2020 were as follows:

	2021	2020
Payroll and other personnel costs	13,955	11,331
Depreciation and amortization	11,046	10,413
Rent and utilities	1,988	1,985
Banking services	1,847	1,491
Advertising and marketing expenses	1,057	1,141
Repair and maintenance	806	598
Promotional materials	681	409
Software maintenance	527	448
Security expenses	485	398
Consulting services	252	224
Office equipment	192	145
Communication expenses	139	144
Taxes (other than income tax)	134	122
Travel expenses	116	78
Stationery and other materials	63	43
Other	493	520
Total	33,781	29,490

Payroll expenses for the year ended 31 December 2021 include RUB 518 million (for the year ended 31 December 2020: RUB 740 million) related to long-term incentive plans (Note 22). Payroll expenses for the year ended 31 December 2021 also include contributions to state pension fund in amount of RUB 2,515 million (for the year ended 31 December 2020: RUB 2,045 million).

10. FINANCE INCOME AND EXPENSES

The Group's finance income and expenses for the year ended 31 December 2021 and 2020 were as follows:

Finance income

	2021	2020
Interest income on bank deposits, cash and cash equivalents	17	79
Interest income from refundable lease advances paid	6	3
Total	23	82

Finance expenses

	2021	2020
Interest expense on lease liabilities	2,434	2,309
Interest expense on bank loans	1,157	1,321
Interest expense on bonds	873	866
Total	4,464	4,496

DETSKY MIR GROUP

NOTES TO THE CONSOLIDATED FINANCIAL STATEMENTS FOR THE YEAR ENDED 31 DECEMBER 2021 (in millions of Russian Rubles)

11. INCOME TAXES

11.1. Income tax recognized in profit or loss

Income tax expense recognized in profit or loss comprised the following:

	2021	2020
Current tax		
Current income tax expense	(2,609)	(2,035)
Adjustment of income tax for prior years	-	318
	(2,609)	(1,717)
Deferred tax		
Deferred income tax benefit	118	408
	118	408
Total income tax expense recognized in profit or loss	(2,491)	(1,309)

Below is a reconciliation of income tax calculated using the income tax rate effective in RF and Kazakhstan to the actual income tax expense recorded in the consolidated statement of profit or loss and other comprehensive income for the years ended 31 December 2021 and 2020:

	2021	2020
Profit before tax	13,393	8,058
Income tax expense calculated at 20% (2020: 20%)	(2,679)	(1,612)
Non-deductible expenses, including non-deductible inventory losses	(247)	(69)
Forgivable loan	251	-
Effect from the application of preferential rates (other than 20%)	184	147
Adjustment of income tax for prior years	-	318
Other	-	(93)
Income tax expense recognized in profit or loss	(2,491)	(1,309)

**NOTES TO THE CONSOLIDATED FINANCIAL STATEMENTS
FOR THE YEAR ENDED 31 DECEMBER 2021**
(in millions of Russian Rubles)

11.2. Deferred tax balances

Deferred taxes reflect the net tax effects of temporary differences between the carrying amounts of assets and liabilities for financial reporting purposes and the amounts used for tax purposes.

As at 31 December 2021 and 2020 net deferred tax assets were presented as follows:

2021	At 1 January	Recognized in profit or loss	At 31 December
Deferred tax assets in relation to:			
Inventories	6,514	779	7,293
Accrued expenses and other deductible temporary differences	3,275	70	3,345
Lease liabilities and right-of-use assets	3,356	343	3,699
Deferred revenue	527	(25)	502
Tax losses carried forward	49	(29)	20
Forward contracts	148	(148)	-
Property, plant and equipment and intangible assets	188	(51)	137
Total temporary differences	14,057	939	14,996
Deferred tax assets	2,811	188	2,999
Deferred tax liabilities in relation to:			
Forward contracts	-	(125)	(125)
Property, plant and equipment	(362)	(198)	(560)
Trade receivables	(96)	(29)	(125)
Total temporary differences	(458)	(352)	(810)
Deferred tax liabilities	(92)	(70)	(162)
Net deferred tax assets	2,719	118	2,837
2020	At 1 January	Recognized in profit or loss	At 31 December
Deferred tax assets in relation to:			
Inventories	5,681	833	6,514
Accrued expenses and other deductible temporary differences	3,633	(358)	3,275
Lease liabilities and right-of-use assets	2,085	1,271	3,356
Deferred revenue	436	91	527
Tax losses carried forward	32	17	49
Forward contracts	45	103	148
Property, plant and equipment and intangible assets	162	26	188
Total temporary differences	12,074	1,983	14,057
Deferred tax assets	2,415	396	2,811
Deferred tax liabilities in relation to:			
Property, plant and equipment	(417)	55	(362)
Trade receivables	(103)	7	(96)
Total temporary differences	(520)	62	(458)
Deferred tax liabilities	(104)	12	(92)
Net deferred tax assets	2,311	408	2,719

As at 31 December 2021 and 2020 the Group had unrecognized deferred tax assets in respect of its subsidiaries' unused tax losses carry forward. The above-mentioned deferred tax assets may be recognized by the Group when they are probable (more likely than not) to be recoverable.

DETSKY MIR GROUP

NOTES TO THE CONSOLIDATED FINANCIAL STATEMENTS FOR THE YEAR ENDED 31 DECEMBER 2021 (in millions of Russian Rubles)

The amount of unused tax losses carried forward was RUB 172 million as at 31 December 2021 (31 December 2020: RUB 186 million).

As at 31 December 2021 and 2020 there were no taxable temporary differences related to investments in subsidiaries for which deferred tax liabilities might have been recognized if the Group had not been in a position to control the timing of the reversal of these temporary differences.

12. PROPERTY, PLANT AND EQUIPMENT

Movements in the carrying amount of property, plant and equipment were as follows:

	Lands and plots	Buildings and leasehold improvements	Trade equipment	Office and warehouse equipment and other fixed assets	Construction in-progress	Total
Cost						
At 1 January 2020	-	11,605	3,572	3,411	22	18,610
Additions (reclassified)	-	408	466	316	474	1,664
Disposals	-	(154)	(133)	(83)	-	(370)
Translation to presentation currency	-	17	11	7	-	35
At 31 December 2020 (reclassified)	-	11,876	3,916	3,651	496	19,939
Additions	153	512	519	1,001	2,053	4,238
Transfers	-	2,170	-	-	(2,170)	-
Disposals	-	(19)	(30)	(117)	-	(166)
Translation to presentation currency	-	(9)	(15)	6	-	(18)
At 31 December 2021	153	14,530	4,390	4,541	379	23,993
Accumulated depreciation and impairment						
At 1 January 2020	-	4,436	2,074	2,345	-	8,855
Depreciation expense	-	993	626	440	-	2,059
Impairment	-	39	13	9	-	61
Disposals	-	(137)	(122)	(68)	-	(327)
Translation to presentation currency	-	6	5	6	-	17
At 31 December 2020	-	5,337	2,596	2,732	-	10,665
Depreciation expense	-	931	387	539	-	1,857
Impairment	-	4	-	-	-	4
Disposals	-	(18)	(25)	(105)	-	(148)
Translation to presentation currency	-	(17)	(10)	3	-	(24)
At 31 December 2021	-	6,237	2,948	3,169	-	12,354
Carrying amount						
Balance at 1 January 2020 (reclassified)	-	7,169	1,498	1,066	22	9,755
Balance at 31 December 2020 (reclassified)	-	6,539	1,320	919	496	9,274
Balance at 31 December 2021	153	8,293	1,442	1,372	379	11,639

DETSKY MIR GROUP

NOTES TO THE CONSOLIDATED FINANCIAL STATEMENTS FOR THE YEAR ENDED 31 DECEMBER 2021 (in millions of Russian Rubles)

In order to provide more relevant presentation of movements in the carrying amount of property, plant and equipment, the Group restated cost at 1 January 2020, additions and transfers for 2020 by means of reclassification of amounts from construction in progress line to other fixed assets' groups as follows: at 1 January 2020 RUB 249 million of cost was reclassified from construction in progress line to other groups of property, plant and equipment; for the year ended 31 December 2020 all transfers were reclassified to additions and RUB 106 million of additions was reclassified from construction in progress line to other groups of property, plant and equipment.

In 2021 and 2020 most of the Group's additions of items of property, plant and equipment relate to launch of new retail stores and a new distribution center and comprise construction of warehouse premises, purchase of trade premises, leasehold improvements and trade and warehouse equipment.

As at 31 December 2021 construction in progress line was represented by advances paid for the furnishing of the new distribution center in the amount of RUB 379 million (31 December 2020: RUB 457 million of advances paid for the construction of the new distribution center).

Impairment of property, plant and equipment of RUB 4 million was recognized in the consolidated statement of profit or loss and other comprehensive income for the year ended 31 December 2021 in relation to leasehold improvements in stores expected to be closed in 2022 (2020: RUB 14 million in relation to leasehold improvements in stores expected to be closed in 2021 and RUB 47 million in relation to property, plant and equipment in ELC-branded stores closed in 2020).

13. INTANGIBLE ASSETS

Movements in the carrying amount of intangible assets were as follows:

	Software	Trademarks	Other intangible assets	Total
Cost				
At 1 January 2020	3,502	4	88	3,594
Additions	693	-	2	695
At 31 December 2020	4,195	4	90	4,289
Additions	992	-	2	994
Disposals	(564)	-	-	(564)
At 31 December 2021	4,623	4	92	4,719
Accumulated amortization				
At 1 January 2020	2,065	-	65	2,130
Amortization expense	621	-	14	635
At 31 December 2020	2,686	-	79	2,765
Amortization expense	744	-	5	749
Disposals	(564)	-	-	(564)
Balance at 31 December 2021	2,866	-	84	2,950
Carrying amount				
Balance at 1 January 2020	1,437	4	23	1,464
Balance at 31 December 2020	1,509	4	11	1,524
Balance at 31 December 2021	1,757	4	8	1,769

Additions of software in 2021 and 2020 relate primarily to licenses acquired for ERP system and capitalized implementation costs.

DETSKY MIR GROUP

NOTES TO THE CONSOLIDATED FINANCIAL STATEMENTS FOR THE YEAR ENDED 31 DECEMBER 2021 (in millions of Russian Rubles)

14. RIGHT-OF-USE ASSETS

The Group leases retail premises, offices and warehouses with average lease term of 8.4 years as at 31 December 2021 (31 December 2020: 7.8 years). Movements in the carrying amount of right-of-use assets were as follows (movements of lease liabilities are disclosed in Note 20):

	2021	2020
Cost		
At 1 January	55,206	47,120
New lease contracts and modification of existing lease contracts	12,126	8,365
Lease prepayments	51	21
Translation to presentation currency	(46)	90
Disposals	(374)	(390)
At 31 December	66,963	55,206
	2021	2020
Accumulated depreciation and impairment		
At 1 January	21,480	14,132
Depreciation expense	8,440	7,719
Disposals	(374)	(390)
Impairment	13	7
Translation to presentation currency	(22)	25
Other	(1)	(13)
At 31 December	29,536	21,480
Balance at 1 January	33,726	32,988
Balance at 31 December	37,427	33,726
	2021	2020
Amounts recognized in profit and loss		
Depreciation expense on right-of-use assets	8,440	7,719
Interest expense on lease liabilities	2,434	2,309
Impairment	13	7
Expenses related to variable lease payments not included in the measurement of the lease liability	895	878
Other	(1)	(13)

Impairment of right-of-use assets of RUB 13 million was recognized in the consolidated statement of profit and loss and other comprehensive income for the year ended 31 December 2021 (for the year ended 31 December 2020: RUB 7 million).

Some of the property leases in which the Group is the lessee contain variable lease payment terms that are linked to sales generated from the leased retail stores. Variable payment terms are used to link rental payments to store cash flows and reduce fixed cost. The variable payments depend on sales and consequently on the overall economic development over the next few years. The Group expects variable rent expenses to continue to present a similar proportion of retail store sales in future years.

The total cash outflow for leases amounted to RUB 11,430 million for the year ended 31 December 2021 (for the year ended 31 December 2020: RUB 9,556 million).

DETSKY MIR GROUP

NOTES TO THE CONSOLIDATED FINANCIAL STATEMENTS FOR THE YEAR ENDED 31 DECEMBER 2021 (in millions of Russian Rubles)

15. INVENTORIES

Inventories as at 31 December 2021 and 2020 comprised the following:

	31 December 2021	31 December 2020
Merchandise inventories	52,398	42,279
Materials	326	215
Total	52,724	42,494

Materials are represented by spare parts, packaging materials and other materials used in outlets and warehouses.

Write-offs of merchandise inventories for the years ended 31 December 2021 and 2020 consisted of the following:

	2021	2020
Actual and estimated shrinkage	1,331	1,237
Actual and estimated spoilage	790	769
Write-down to net realizable value	52	75
Total	2,173	2,081

Write-offs were recorded within cost of sales in the consolidated statement of profit and loss and other comprehensive income for the year ended 31 December 2021.

16. TRADE RECEIVABLES

Trade receivables as at 31 December 2021 and 2020 comprised the following:

	31 December 2021	31 December 2020
Trade receivables	4,455	3,671
Loss allowance	(1)	(1)
Total	4,454	3,670

Trade receivables are generally represented by amounts receivable from suppliers in relation to volume bonuses, discounts and incentives and compensations for goods returned to suppliers.

DETSKY MIR GROUP

NOTES TO THE CONSOLIDATED FINANCIAL STATEMENTS FOR THE YEAR ENDED 31 DECEMBER 2021 (in millions of Russian Rubles)

17. ADVANCES PAID AND OTHER RECEIVABLES

Advances paid and other receivables as at 31 December 2021 and 2020 comprised the following:

	31 December 2021	31 December 2020
Other financial assets		
Other receivables	364	382
Loss allowance for doubtful other receivables	(72)	(59)
Total other financial assets	292	323
Other non-financial assets		
Value added tax receivable	1,617	842
Advances paid to suppliers	414	193
Other advances paid	239	138
Other taxes receivable	182	8
Prepaid expenses	26	31
Total other non-financial assets	2,478	1,212
Total	2,770	1,535

The following table summarizes the changes in the allowance for doubtful other receivables:

	2021	2020
At 1 January	(59)	(43)
Additional loss allowance recognized on other receivables	(13)	(16)
At 31 December	(72)	(59)

In determining the recoverability and quality of other receivables, the Group considers any change in the credit quality of debtors from the date of receivables origination up to the reporting date.

The details about concentration of credit risk and related risk management activities are described in Note 27.

18. CASH AND CASH EQUIVALENTS

Cash and cash equivalents as at 31 December 2021 and 2020 comprised the following:

	31 December 2021	31 December 2020
Cash in bank accounts	1,714	226
Cash in transit	1,687	1,198
Cash on hand	406	402
Total	3,807	1,826

Cash in transit comprises cash collected from the Group's stores and not yet placed into the Group's bank accounts at the year-end.

DETSKY MIR GROUP

NOTES TO THE CONSOLIDATED FINANCIAL STATEMENTS FOR THE YEAR ENDED 31 DECEMBER 2021 (in millions of Russian Rubles)

19. EQUITY

Ordinary shares

As at 31 December 2021 and 2020 the ordinary and treasury shares of the Company were as follows:

	<u>Outstanding ordinary shares</u>	<u>Issued ordinary shares</u>	<u>Authorized ordinary shares</u>
At 1 January 2020	<u>735,518,965</u>	<u>739,000,000</u>	<u>739,000,000</u>
Purchase of treasury shares	<u>(1,212,210)</u>	<u>-</u>	<u>-</u>
At 31 December 2020	<u>734,306,755</u>	<u>739,000,000</u>	<u>739,000,000</u>
Settlement of share-based compensation with treasury shares	<u>962,902</u>	<u>-</u>	<u>-</u>
At 31 December 2021	<u><u>735,269,657</u></u>	<u><u>739,000,000</u></u>	<u><u>739,000,000</u></u>

All ordinary shares have a par value of RUB 0.0004 per share.

Treasury shares

No purchases of the Company's ordinary shares by the Group took place during the year ended 31 December 2021. During year ended 31 December 2020, the Group purchased 1,212,210 of the Company's ordinary shares for a total consideration of RUB 90 million.

During the year ended 31 December 2021, the Group used 962,902 of the Company's ordinary shares which cost was RUB 84 million to settle a share-based arrangement in the amount of RUB 136 million. No sales of the Company's ordinary shares by the Group took place during the year ended 31 December 2020.

As at 31 December 2021 the Group had 3,730,343 treasury shares with cost of RUB 323 million. As at 31 December 2020 the Group had 4,693,245 treasury shares with cost of RUB 407 million.

Dividends

Dividends may only be declared from accumulated undistributed and unreserved earnings, as shown in the Company's statutory financial statements prepared in accordance with Russian accounting standards (hereinafter, "RAS"), and if certain other requirements of Russian legislation are met. If statutory undistributed earnings are negative as at the beginning of fiscal year, then dividends may only be declared from net profit earned in that fiscal year, as shown in the Company's statutory financial statements prepared under RAS.

On 15 December 2021, the extraordinary General meeting of shareholders approved the dividend announcement for the 9 months 2021 in the amount of RUB 3,826 million or RUB 5.20 per share, which were paid in full on 29 December 2021.

DETSKY MIR GROUP

NOTES TO THE CONSOLIDATED FINANCIAL STATEMENTS FOR THE YEAR ENDED 31 DECEMBER 2021 (in millions of Russian Rubles)

On 30 June 2021, the annual General meeting of shareholders approved the dividend announcement for the year 2020 in the amount of RUB 4,466 million or RUB 6.07 per share, which were paid in full on 16 July 2021.

On 17 December 2020, the extraordinary General meeting of shareholders approved the dividend announcement for the 9 months 2020 in the amount of RUB 3,733 million or RUB 5.08 per share, which were paid in full on 28 December 2020.

On 18 September 2020, the extraordinary General meeting of shareholders approved the dividend announcement for the fourth quarter of 2019 in the amount of RUB 1,837 million or RUB 2.5 per share, which were paid in full on 29 September 2020.

On 30 June 2020, the annual General meeting of shareholders approved the dividend announcement for the year 2019 in the amount of RUB 2,205 million or RUB 3 per share, which were paid in full on 11 July 2020.

20. LEASE LIABILITIES

As at 31 December 2021 lease liabilities comprised the following:

	31 December 2021	31 December 2020
Gross lease payments, including:		
Current portion (less than 1 year)	11,013	10,165
More than 1 to 5 years	32,392	27,135
Over 5 years	6,348	6,333
Total gross lease payments	49,753	43,633
Less unearned interest	(8,916)	(6,787)
Analysed as:		
Current portion	8,428	8,227
Non-current portion	32,409	28,619
Total lease liabilities	40,837	36,846

The following table summarizes the changes in the lease liabilities (movements of right-of-use assets are disclosed in Note 14):

	2021	2020
Balance as at 1 January	36,846	34,780
Interest expense on lease liabilities	2,434	2,309
Lease payments	(10,535)	(8,678)
New lease contracts and modification of existing lease contracts	12,088	8,336
Translation to presentation currency	4	99
Balance as at 31 December	40,837	36,846

DETSKY MIR GROUP

NOTES TO THE CONSOLIDATED FINANCIAL STATEMENTS FOR THE YEAR ENDED 31 DECEMBER 2021 (in millions of Russian Rubles)

The Group's lease contracts include typical restrictions and covenants common for local business practice such as responsibility of the Group for regular maintenance and repair of the lease assets and its insurance, redesign and conduction of permanent improvements only with consent of the lessor, use of leased asset in accordance with current legislation.

In determining the fair value of lease liabilities management of the Group relied on the assumption that the carrying amount of lease liabilities approximates their fair value as at 31 December 2021 and 31 December 2020, as it reflects changes in market conditions and takes into account the risk premium and the time value of money.

The Group does not face a significant liquidity risk with regard to its lease liabilities. Lease liabilities are monitored within the Group's treasury function.

In the end of 2021 the Group entered into a number of lease arrangements which had not commenced by the year-end and as a result, a lease liability and right-of-use assets has not been recognized as at 31 December 2021. The aggregate future cash outflows to which the Group is exposed in respect of these contracts are RUB 1,235 million as at 31 December 2021 (31 December 2020: RUB 1,025 million).

21. LOANS AND BORROWINGS

Loans and borrowings as at 31 December 2021 and 2020 comprised the following:

	31 December 2021	31 December 2020
Loans and borrowings		
Unsecured bank loans in Russian Rubles	17,885	7,546
Bonds	11,000	11,000
Secured bank loans in Russian Rubles	-	1,236
	28,885	19,782
Less short-term loans and borrowings and current portion of long-term loans and borrowings	(13,775)	(7,582)
Loans and borrowings, non-current	15,110	12,200

Bank loans in Russian Rubles

At 31 December 2021 and 2020 the loans in Russian Rubles were provided to the Group by 5 and 6 Russian banks respectively.

A forgivable loan received from the PJSC "Sberbank" under government anti-crisis support program in June-August 2020 amounted to RUB 1,236 million and interest accrued on it in the amount of RUB 19 million were recognized in the consolidated statement of profit or loss and other comprehensive income in "Forgivable loan" line item as the Group met the terms of forgiveness in April 2021.

Bank loans received in 2021 and repaid in the same year (inter-period borrowings) comprised RUB 16,490 million. Bank loans received in 2020 and repaid in the same year (inter-period borrowings) comprised RUB 42,190 million.

DETSKY MIR GROUP

NOTES TO THE CONSOLIDATED FINANCIAL STATEMENTS FOR THE YEAR ENDED 31 DECEMBER 2021 (in millions of Russian Rubles)

The fair value of the Group's bank loans, including amounts due within one year, as at 31 December 2021 and 2020 is RUB 17,770 million and 8,787 million, respectively. The carrying amount of this debt is RUB 17,885 million and RUB 8,782 million, respectively.

Inputs of Level 2 of the fair value hierarchy are used to measure the fair value of bank loans.

The resulting Level-2 fair value is determined in accordance with generally accepted valuation techniques based on a discounted cash flow analysis. The discount rate for 31 December 2021 valuation is determined by reference to the Group's traded bonds (mostly driven by short-term bonds) yield of 9.29%, Level 2 input (31 December 2020: 5.91%, Level 2 input).

Bonds

In May 2020, the Group issued and placed documentary exchange non-convertible bonds (Series BO 06) in the total amount of RUB 3,000 million at PJSC "Moscow Stock exchange" with a nominal value of 1 thousand Russian Rubles each. The coupon interest rate was set at 7% per annum. The bonds mature on 29 April 2027 with the pull offer date on 8 May 2023.

In December 2019, the Group issued and placed documentary exchange non-convertible bonds (Series BO 05) in the total amount of RUB 3,000 million at PJSC "Moscow Stock exchange" with a nominal value of 1 thousand Russian Rubles each. The coupon interest rate was set at 7.25% per annum. The bonds mature on 1 December 2026 with the pull offer date on 8 December 2022.

In April 2019, the Group issued and placed documentary exchange non-convertible bonds (Series BO 07) in the total amount of RUB 5,000 million at PJSC "Moscow Stock exchange" with a nominal value of 1 thousand Russian Rubles each. The coupon interest rate was set at 8.9% per annum. The bonds mature on 6 April 2026 with the pull offer date on 13 April 2022.

As at 31 December 2021 the book value of exchange-traded bonds issued and placed by the Group comprised the amount of RUB 11,000 million, excluding accumulated coupon income of RUB 144 million. As at 31 December 2020 the book value of exchange-traded bonds issued and placed by the Group comprised the amount of RUB 11,000 million, excluding accumulated coupon income of RUB 141 million.

The Level-1 fair value of exchange-traded bonds, including the amounts due for payment within one year, as at 31 December 2021, amounted to RUB 11,011 million with the carrying amount equal to RUB 11,000 million (31 December 2020: RUB 11,474 million with the carrying amount equal to RUB 11,000 million).

Unused credit line facilities

As at 31 December 2021 and 2020, the total amount of undrawn credit lines of the Group was RUB 37,485 million and RUB 34,402 million, respectively, including RUB 27,126 million and RUB 34,258 million relating to long-term credit lines, respectively.

**NOTES TO THE CONSOLIDATED FINANCIAL STATEMENTS
FOR THE YEAR ENDED 31 DECEMBER 2021
(in millions of Russian Rubles)**

Covenants

Under the terms of the loan agreements, the Group is required to comply with a number of covenants and restrictions, including maintenance of certain financial ratios. Non-compliance with these covenants may result in negative consequences of the Group: in particular, the creditors can increase the interest rate on the loan, require for collateral or ask for early repayment of outstanding debt.

As at 31 December 2021 and 31 December 2020 the Group was in compliance with all financial covenants stipulated by its loan agreements.

Pledges

As at 31 December 2021 and 2020 the Group had no assets or securities transferred as collateral for loans and borrowings granted to the Group.

22. SHARE-BASED COMPENSATION

During the year ended 31 December 2021 the Group had several long-term cash-settled and equity-settled share-based payments arrangements.

Long-term incentive plan adopted in 2016

In September 2016, the Group's Board of Directors approved an employee long-term incentive plan (the "Incentive Plan 2"). Under the conditions of the Incentive Plan 2, certain employees at senior levels are entitled to share-based compensation ("phantom" shares), that are to be granted by the Group in annual tranches over the period 2016-2018. Based on the Group's plans and historical experience, management expects that the settlement shall be done in cash. Thus, the Incentive Plan 2 is accounted for as a cash-settled share-based plan.

In February 2017 the Company completed an initial public offering meaning that the phantom shares provided under the Incentive Plan 2 vested. They became exercisable in portions during 2018-2020.

Phantom shares granted by the Group to the participants of the Incentive Plan 2 as well as other changes in phantom shares outstanding are summarized below:

	Number of phantom shares	Weighted average exercise price, Rubles
Outstanding at 1 January 2020	808,275	-
Exercised during the period	(808,275)	89.27
Outstanding at 31 December 2020	-	-

**NOTES TO THE CONSOLIDATED FINANCIAL STATEMENTS
FOR THE YEAR ENDED 31 DECEMBER 2021
(in millions of Russian Rubles)**

Long-term incentive plans adopted in 2017

In August 2017, the Group's Board of Directors approved an employee long-term incentive plan (the "Incentive Plan 3"). Under the Incentive Plan 3, which covers a three-year period to 2020, the third anniversary of the Company's initial public offering, senior management in continuing employment as at that anniversary will be awarded with the Company's ordinary shares.

The fair value of this award was assessed on the assumption that all of the employees participating in the Incentive Plan 3 will stay employed by the Group until their rights vest and on the conclusion that the plan is economically equivalent to an award where the Company would grant to participants options to purchase ordinary shares at an exercise price of RUB 85 per share on a settlement date in 2020, assuming no dividend payments. The fair value of the awards, which are equivalent to 13,302,000 of such share options, on the grant date amounted to RUB 423 million, or RUB 32 per share option.

In November 2019, the Group's Board of Directors modified the options so that they could only be settled in cash. Therefore the Incentive Plan 3 was reclassified from an equity-settled share-based plan to a cash-settled share-based plan.

In February 2020 the Incentive Plan 3 was settled in cash in full.

Long-term incentive plans amended in 2018

In October 2018, the Group's Board of Directors approved an amendment to the Incentive Plan 3 for a number of employees participating in the plan. As per the Board of Directors resolution, the additional number of awards is granted to these employees. Participants are entitled to the awards partly in the form of shares in the Company and partly in the form of cash consideration computed on the basis of dividends paid. Accordingly, the amendment to the Incentive Plan 3 for the participants is partly accounted for as an equity-settled share-based plan and partly as a cash-settled share-based plan.

The fair value of the additional part of the award that is equity-settled was assessed on the assumption that the participants will stay employed by the Group until their rights vest and on the conclusion that the plan is economically equivalent to an award where the Company would grant to the participants options to purchase ordinary shares at an exercise price of RUB 85 per share on a settlement date in 2020, assuming a fixed dividend payment. The fair value of the additional equity-settled part of the award, which is equivalent to 19,214,000 of such share options, on the grant date amounted to RUB 171 million, or RUB 9 per share option.

In November 2019, the Group's Board of Directors modified the options so that they could only be settled in cash. Therefore the equity-settled share-based part of the amendment to the Incentive Plan 3 was reclassified to a cash-settled share-based payment arrangement.

In February 2020 the amendment to the Incentive Plan 3 was settled in cash in full.

**NOTES TO THE CONSOLIDATED FINANCIAL STATEMENTS
FOR THE YEAR ENDED 31 DECEMBER 2021
(in millions of Russian Rubles)**

Long-term incentive plans adopted in 2019

In October 2019, the Group's Board of Directors approved a new employee long-term incentive plan (the "Incentive Plan 4.1"). Under the Incentive Plan 4.1, which covers a three-year period to February 2023, senior management in continuing employment as at certain dates within this period will be awarded. Participants are entitled to the awards partly in the form of shares in the Company and partly in the form of cash consideration. Accordingly, the Incentive Plan 4.1 for the participants will be partly accounted for as an equity-settled share-based plan and partly as a cash-settled share-based plan.

The award was assessed on the assumption that the participants will stay employed by the Group until their rights vest and on the conclusion that the plan is economically equivalent to an award where the Company would grant to the participants options to purchase ordinary shares at an exercise price of RUB 94 per share on settlement date in 2023. The fair value of the award, which is equivalent to 22,170,000 of such share options, on the grant date amounted to RUB 409 million, or RUB 18.4 per share option.

In March 2020, the Group's Board of Directors modified the options so that they could only be settled in cash. Therefore the equity-settled share-based part of the Incentive Plan 4.1 was reclassified to a cash-settled share-based payment arrangement.

In April 2020 the Incentive Plan 4.1 was settled in cash in full ahead of schedule proportionally to hours worked.

In November 2019, the Group's Board of Directors approved another employee long-term incentive plan (the "Incentive Plan 4.2"). Under the Incentive Plan 4.2, which covers a four-year period to April 2024, senior management in continuing employment as at certain dates within this period will be awarded. Participants are entitled to the awards partly in the form of shares in the Company and partly in the form of cash consideration. Accordingly, the Incentive Plan 4.2 for the participants will be partly accounted for as an equity-settled share-based plan and partly as a cash-settled share-based plan.

The award was assessed on the assumption that the participants will stay employed by the Group until their rights vest and on the conclusion that the plan is economically equivalent to an award where the Company would grant to the participants options to purchase ordinary shares at an exercise price of RUB 99 per share on settlement dates in 2022, 2023 and 2024. The fair value of the award on the grant date amounted to RUB 255 million, which is equivalent to a combination of 3,547,200 of share options with price of RUB 14.73 per share option and settlement date in 2022, 9,218,858 of share options with price of RUB 20.05 per share option and settlement date in 2023, and 707,451 of share options with price of RUB 25.04 per share option and settlement date in 2024.

In October 2020, the Group's Board of Directors revised the settlement dates of the Incentive Plan 4.2 and combination of options for each settlement date. The total duration of the Incentive Plan 4.2 was reduced to April 2023.

**NOTES TO THE CONSOLIDATED FINANCIAL STATEMENTS
FOR THE YEAR ENDED 31 DECEMBER 2021
(in millions of Russian Rubles)**

Long-term incentive plans adopted in 2020

In September 2020, the Group's Board of Directors approved a new employee long-term incentive plan (the "Incentive Plan 5"). Under the Incentive Plan 5, which covers a 2.5-year period to March 2023, senior management in continuing employment as at certain dates within this period will be awarded. Participants are entitled to the awards partly in the form of shares in the Company and partly in the form of cash consideration. Accordingly, the Incentive Plan 5 for the participants will be partly accounted for as an equity-settled share-based plan and partly as a cash-settled share-based plan.

The award is to be paid in three payments as at certain dates. The first and second part of the award were assessed based on the forecasted dividends to be paid during the certain periods and on the assumption that the participants will stay employed by the Group until their rights for these payments vest. The third part of the award was assessed on the assumption that the participants will stay employed by the Group until their rights for the third payment vest and on the conclusion that the plan is economically equivalent to an award where the Company would grant to the participants options to purchase ordinary shares at an exercise price of RUB 103 per share on settlement date in 2023. The fair value of the award, which is equivalent to 20,573,760 of such share options, on the grant date amounted to RUB 124 million, or RUB 6.0 per share option.

In September 2021, the Group's Board of Directors modified the Incentive Plan 5 by reducing the number of awards granted. Therefore accelerated vesting was applied for the abolished options of the equity-settled share-based part of the Incentive Plan 5.

Liabilities recognized in relation to long-term incentive plans

As at 31 December 2021, the Group recognized liabilities of RUB 354 million in relation to the cash-settled share-based payment arrangements (31 December 2020: RUB 224 million). These liabilities include accrued social contributions of RUB 110 million (31 December 2020: RUB 29 million).

Expenses recognized in relation to long-term incentive plans

In the year ended 31 December 2021, expenses totalling RUB 518 million (year ended 31 December 2020: RUB 740 million) incurred by the Group in relation to the Incentive Plan 4.2 and Incentive Plan 5 were recognized as Selling, General and Administrative expenses in the consolidated statement of profit or loss and other comprehensive income, including RUB 215 million (year ended 31 December 2020: RUB 188 million) arising from equity-settled share-based payment transactions. These expenses, RUB 215 million, were recognized as a credit to equity within Accumulated Deficit line in relation to equity-settled share-based payment arrangements in 2021 (2020: RUB 188 million).

Reclassification of equity-settled share-based payment arrangement to cash-settled share-based payment arrangement in relation to the Incentive Plan 4.2 and Incentive Plan 5 was recognized as a debit to equity within Accumulated Deficit line in 2021 in the amount of RUB 47 million (2020: RUB 2 million).

DETSKY MIR GROUP

NOTES TO THE CONSOLIDATED FINANCIAL STATEMENTS FOR THE YEAR ENDED 31 DECEMBER 2021 (in millions of Russian Rubles)

23. ADVANCES RECEIVED, OTHER PAYABLES AND ACCRUED EXPENSES

Advances received, other payables and accrued expenses as at 31 December 2021 and 2020 comprised the following:

	31 December 2021	31 December 2020
Other financial liabilities		
Accrued expenses and other current liabilities	4,113	3,707
Payables to employees	1,065	798
Interest payable from banks	144	141
Interest payable from loans	23	45
Total other financial liabilities	5,345	4,691
Other non-financial liabilities		
Advances received	234	153
Taxes payable other than income tax	640	417
Total other non-financial liabilities	874	570
Total	6,219	5,261

24. DEFERRED REVENUE

Deferred revenue (contract liabilities) as at 31 December 2021 and 2020 was as follows:

	31 December 2021	31 December 2020
Deferred revenue arising from customer loyalty program	622	527
Deferred revenue arising from gift cards	758	714
Total	1,380	1,241

Deferred revenue as at 31 December 2021 and 2020 was as follows:

	2021		2020	
	Customer loyalty program	Gift cards	Customer loyalty program	Gift cards
As at 1 January	527	714	436	569
Revenue deferred during the period	10,267	3,350	11,885	2,673
Revenue recognized in the consolidated statement of profit or loss and other comprehensive income	(10,172)	(3,306)	(11,794)	(2,528)
As at 31 December	622	758	527	714

During 2021 the Group recognized revenue in amount of RUB 1,241 million that was deferred as at 31 December 2020 (during 2020: RUB 1,005 million). Revenue recognition on the final deferred revenue balance is expected within the next six months for deferred revenue arising from the Group's customer loyalty program and twelve month for deferred revenue arising from the gift cards.

Revenue of the Group is disclosed in Note 8.

DETSKY MIR GROUP

NOTES TO THE CONSOLIDATED FINANCIAL STATEMENTS FOR THE YEAR ENDED 31 DECEMBER 2021 (in millions of Russian Rubles)

25. RELATED PARTIES

Parties are considered related if they are under common control or one party has the ability to control the other party or can exercise significant influence or joint control over decisions on matters of economic and financial activity. In considering each possible related party, the management paid special attention to the substance of the relationship and not merely the legal form, based on reasonable judgment.

Transactions with related parties may be on terms that are not always accessible to third parties. As at 31 December 2021 and 2020 the Group had no outstanding balances with any related parties.

The Group's transactions with related parties for the year ended 31 December 2021 comprised dividends paid in the amount RUB 2,498 million.

The Group's transactions with related parties for the year ended 31 December 2020 comprised transactions with subsidiaries of former major shareholder PJSFC Sistema, which exercised significant influence over the Group until September 2020, and other related parties and were as follows:

Related party	Type of transaction	2020
MTS	Communication costs	23
MTS	Agency fee	17
MTS – Bank	Interest income	8
CJSC "NVision group"	Acquisition of fixed assets	4
JSC "Progress"	Acquisition of goods, net of bonuses received	761
LLC Segezha packaging	Acquisition of goods	5
JSC "Business property"	Rent	3

Dividends paid to the shareholders which are considered related parties for the year ended 31 December 2020 amounted to RUB 452 million.

Remuneration of key management personnel of the Group

During 2021 and 2020, directors of the Group and other members of key management personnel received remuneration in the amount of RUB 685 million (including RUB 272 million of short-term non-share-based benefits, RUB 289 million of accrued short-term share-based compensation and RUB 124 million of accrued long-term share-based compensation) and RUB 1,121 million (including RUB 542 million of short-term non-share-based benefits, RUB 450 million of accrued short-term share-based compensation and RUB 129 million of accrued long-term share-based compensation), respectively.

Dividends paid to key management personnel for the years ended 31 December 2021 and 2020 amounted to RUB 3 million and RUB 4 million, respectively.

26. CAPITAL MANAGEMENT AND FINANCIAL INSTRUMENTS

The Group manages its capital to ensure that entities in the Group will be able to continue as going concern while maximizing the return to stakeholders through the optimization of the debt and equity balance.

The capital structure of the Group consists of net debt (borrowings as detailed in Note 21 offset by cash and cash equivalents as detailed in Note 18) and equity of the Group.

DETSKY MIR GROUP

NOTES TO THE CONSOLIDATED FINANCIAL STATEMENTS FOR THE YEAR ENDED 31 DECEMBER 2021 (in millions of Russian Rubles)

The Group's management periodically reviews the capital structure of the Group. As part of this review, management considers the cost of capital, risks associated with each class of capital and the level of debt-to-equity ratio.

Categories of financial instruments as at 31 December 2021 and 2020 are as follows:

	31 December 2021	31 December 2020
Financial assets at amortized cost		
Cash and cash equivalents	3,807	1,826
Trade accounts receivable	4,454	3,670
Other receivables	292	323
Security deposits (refundable)	129	114
	8,682	5,933
Financial liabilities at amortized cost		
Lease liabilities	(40,837)	(36,846)
Trade payables	(39,415)	(35,770)
Loans and borrowings	(28,885)	(19,782)
Other payables	(5,345)	(4,691)
	(114,482)	(97,089)
Net financial liabilities	(105,800)	(91,156)

The fair value of financial assets and financial liabilities such as trade accounts receivable, other receivables, trade payables, other payables is close to carrying amount due to the short maturities of these instruments.

Reconciliation of liabilities arising from financing activities

The table below details changes in the Group's liabilities arising from financing activities, including both cash and non-cash changes. Liabilities arising from financing activities are those for which cash flows were, or future cash flows will be, classified in the Group's consolidated statement of cash flows as cash flows from financing activities.

	1 January 2021	Non-cash changes (i)	Translation to presentation currency	Financing cash flows (ii)	31 December 2021
Bank loans	8,782	(1,237)	-	10,340	17,885
Bonds	11,000	-	-	-	11,000
Lease liabilities	36,846	12,088	4	(8,101)	40,837
Total	56,628	10,851	4	2,239	69,722

	1 January 2020	Non-cash changes (i)	Translation to presentation currency	Financing cash flows (ii)	31 December 2020
Bank loans	8,250	(31)	-	563	8,782
Bonds	11,000	-	-	-	11,000
Lease liabilities	34,780	8,336	99	(6,369)	36,846
Total	54,030	8,305	99	(5,806)	56,628

- (i) Non-cash changes of bank loans include a principal amount of a loan received from the PJSC "Sberbank" under government anti-crisis support program and forgiven in 2021 and benefit of this loan at a below market rate interest in 2020 (Note 21). Non-cash changes of lease liabilities include new lease contracts and modification of existing lease contracts.
- (ii) The cash flows from bank loans and bonds make up the net amount of proceeds from borrowings and repayments of borrowings in the consolidated statement of cash flows. The cash flows from lease liabilities comprise lease payments.

NOTES TO THE CONSOLIDATED FINANCIAL STATEMENTS
FOR THE YEAR ENDED 31 DECEMBER 2021
(in millions of Russian Rubles)

27. RISK MANAGEMENT ACTIVITIES

The main risks inherent to the Group's operations are those related to liquidity risk, credit risk, foreign currency risk and interest rate risk. A description of the Group's risks and management policies in relation to those risks is described below.

Liquidity risk

Liquidity risk is the risk that the Group will not be able to settle all liabilities as they fall due. The Group thoroughly controls and manages liquidity risk by maintaining adequate cash reserves, banking facilities and reserve borrowing facilities, by continuously monitoring forecast and actual cash flows, and by matching the maturity profiles of financial assets and liabilities. The average credit period on purchases of merchandise inventories is 3 to 5 months. No interest is charged on the trade payables.

The following tables detail the Group's remaining contractual maturity for its non-derivative financial liabilities with agreed repayment periods. The tables have been drawn up based on the principal cash flows of financial liabilities based on the earliest date on which the Group can be required to pay. The tables below present the maximum amount the Group could be forced to settle.

	Total	Less than 3 months	3 months to 1 year	1-5 years	More than 5 years
At 31 December 2021					
Loans and borrowings with fixed rate					
Loan principal	28,144	1,034	12,000	15,110	-
Interest	3,405	3	711	2,691	-
	31,549	1,037	12,711	17,801	-
Loans and borrowings with floating rate					
Loan principal	741	-	741	-	-
Interest	40	-	40	-	-
	781	-	781	-	-
Lease liabilities					
Lease liabilities with interest	49,753	2,819	8,194	32,392	6,348
	49,753	2,819	8,194	32,392	6,348
Other financial liabilities					
Trade payables	39,415	-	39,415	-	-
Other non-interest bearing liabilities	5,345	5,345	-	-	-
	44,760	5,345	39,415	-	-
Total	126,843	9,201	61,101	50,193	6,348

DETSKY MIR GROUP

NOTES TO THE CONSOLIDATED FINANCIAL STATEMENTS FOR THE YEAR ENDED 31 DECEMBER 2021 (in millions of Russian Rubles)

	Total	Less than 3 months	3 months to 1 year	1-5 years	More than 5 years
At 31 December 2020					
Loans and borrowings with fixed rate					
Loan principal	13,192	2,192	-	11,000	-
Interest	180	180	-	-	-
	13,372	2,372	-	11,000	-
Loans and borrowings with floating rate					
Loan principal (bank overdraft)	6,590	1,590	3,800	1,200	-
Interest	6	6	-	-	-
	6,596	1,596	3,800	1,200	-
Lease liabilities					
Lease liabilities with interest	43,633	2,537	7,628	27,135	6,333
	43,633	2,537	7,628	27,135	6,333
Other financial liabilities					
Trade payables	35,770	-	35,770	-	-
Other non-interest bearing liabilities	4,505	4,505	-	-	-
	40,275	4,505	35,770	-	-
Total	103,876	11,010	47,198	39,335	6,333

The weighted average interest rate for borrowings as at 31 December 2021 was 8.89% (as at 31 December 2020: 5.84%).

The effective interest rate for bonds as at 31 December 2021 was 7.93% (as at 31 December 2020: 7.93%).

The weighted average effective interest rate for lease liabilities as at 31 December 2021 was 7.12% (as at 31 December 2020: 5.91%).

Credit risk management

Credit risk refers to the risk that counterparty may default on its contractual obligations resulting in financial loss to the Group. Financial assets which are potentially subjected to credit risk consist primarily of trade and other receivables as well as cash in current.

Trade receivables are either offset against respective accounts payable where legal right of offset exists or paid in cash. At 31 December 2021 trade receivables from three major suppliers comprised 51% of the Group's consolidated trade receivables (31 December 2020: 49%). The Group believes no significant credit risk is associated with these receivables since all of the debtors are represented by the Group's major suppliers.

The credit risk on liquid funds (see the table below) is managed by the Group's treasury function. Management believes that credit risk on investments of surplus funds is limited as the counterparties are banks with high credit ratings assigned by international credit rating agencies.

DETSKY MIR GROUP

NOTES TO THE CONSOLIDATED FINANCIAL STATEMENTS FOR THE YEAR ENDED 31 DECEMBER 2021 (in millions of Russian Rubles)

The table below shows the balances that the Group has with ten of its major banks as at the balance sheet date (including cash in transit in the amount of RUB 1,687 million and RUB 1,198 million as at 31 December 2021 and 2020, respectively):

Bank	Rating as at 31 December 2021	Carrying amount as at 31 December 2021	Carrying amount as at 31 December 2020
Sberbank	Baa3 (Moody's)	2,556	1,006
Alfa-Bank	Ba1 (Moody's)	462	163
Otkritie Bank	Ba2 (Moody's)	231	141
VTB	Baa3 (Moody's)	64	40
Halyk Bank	Ba2 (Moody's)	28	3
MTS bank	BB- (Fitch)	26	40
Rosbank	Baa3 (Moody's)	15	10
Unicredit Bank	BBB- (Standard & Poor's)	5	11
Raiffeisenbank	Baa2 (Moody's)	5	5
MKB Bank	Ba3 (Moody's)	4	2
Total		3,396	1,421

The carrying amount of financial assets recorded in the consolidated financial statements, which is net of impairment losses, represents the Group's maximum exposure to credit risk. There were no other concentrations of credit risk as at 31 December 2021 and 2020.

Foreign currency risk management

The Group undertakes transactions denominated in foreign currencies; consequently, exposures to exchange rate fluctuations arise. Exchange rate exposures are managed within approved policy parameters utilizing forward foreign exchange contracts.

During the year ended 31 December 2021 the Group entered into foreign currency forward contracts to economically hedge the USD merchandise purchases from its suppliers. The Group entered into these contracts in order to reduce its exposure to the variability in expected cash outflows attributable to changes in foreign currency rates. The Group's foreign exchange forward contracts typically matured within 12 months and did not require the Group to post collateral.

As at 31 December 2021 receivables from forward contracts amounted to RUB 125 million and were included in Advances paid and other receivables line item (Note 17). As at 31 December 2020 outstanding liabilities from forward contracts amounted to RUB 148 million and were included in Advances received, other payables and accrued expenses line item (Note 23). During 2021 gains from foreign exchange forward contracts amounted to RUB 273 million and were included in the foreign exchange gain line item in the consolidated statement of profit and loss and other comprehensive income (2020: RUB 103 million of loss).

DETSKY MIR GROUP

NOTES TO THE CONSOLIDATED FINANCIAL STATEMENTS FOR THE YEAR ENDED 31 DECEMBER 2021 (in millions of Russian Rubles)

As at 31 December 2021 and 2020 the carrying amounts of the Group's foreign currency denominated monetary assets and monetary liabilities at the end of the reporting period are as follows:

	31 December 2021			31 December 2020		
	EUR	USD	JPY	EUR	USD	JPY
Assets						
Cash and cash equivalents	1	5	14	-	14	-
Trade and other receivables	37	156	34	11	34	-
Total assets	38	161	48	11	48	-
Liabilities						
Trade and other payables	(213)	(13,178)	(188)	(301)	(10,639)	(213)
Total liabilities	(213)	(13,178)	(188)	(301)	(10,639)	(213)
Total net position	(175)	(13,017)	(140)	(290)	(10,591)	(213)

Foreign currency sensitivity analysis

The following tables demonstrate the sensitivity on profit (net of tax) and equity to a reasonably possible change (20%) in the USD, EUR and JPY period end exchange rates with all other variables held constant.

	RUB/ USD		RUB/ EUR		RUB/ JPY	
	(Depreciation) and appreciation in currency exchange rate, %	Impact on net profit	(Depreciation) and appreciation in currency exchange rate, %	Impact on net profit	(Depreciation) and appreciation in currency exchange rate, %	Impact on net profit
2021	+20%	(2,083)	+20%	(28)	+20%	(22)
	-20%	2,083	-20%	28	-20%	22

	RUB/ USD		RUB/ EUR		RUB/ JPY	
	(Depreciation) and appreciation in currency exchange rate, %	Impact on net profit	(Depreciation) and appreciation in currency exchange rate, %	Impact on net profit	(Depreciation) and appreciation in currency exchange rate, %	Impact on net profit
2020	+20%	(1,598)	+20%	(46)	+20%	(34)
	-20%	1,598	-20%	46	-20%	34

28. COMMITMENTS AND CONTINGENCIES

Contractual commitments

At 31 December 2021 the Group has entered into contractual commitments for the acquisition of property, plant and equipment and intangible assets in the amount of RUB 949 million, which mainly comprise amounts for the furnishing of the distribution centers in the amount of RUB 552 million (31 December 2020: RUB 1,926 million, which mainly comprise amounts for the construction of the new distribution center in the amount of RUB 1,854 million).

**NOTES TO THE CONSOLIDATED FINANCIAL STATEMENTS
FOR THE YEAR ENDED 31 DECEMBER 2021
(in millions of Russian Rubles)**

Taxation and legal proceedings

The Group is subject to income taxes and other taxes. Significant judgment is required in determining the provision for income tax and other taxes as there are a number of transactions and calculations for which the ultimate tax determination is uncertain. The Group recognizes liabilities for anticipated tax audit issues based on estimates of whether additional taxes will be due. Where the final tax outcome of various matters is different from the amounts that were recorded, such difference have an impact on the amounts of current and deferred income tax in the period in which such determination is made.

Laws and regulations affecting business in the Russian Federation continue to change rapidly. These changes are characterized by different interpretations and arbitrary application by the authorities. Management's interpretation of such legislation as applied to the activity of the Group may be challenged by the relevant regional and federal authorities. Recent events suggest that the tax authorities are taking a more assertive position in their interpretation of the legislation and assessments and as a result, it is possible that transactions and activities that have not been challenged in the past may be challenged. Fiscal periods generally remain open to tax audit by the authorities in respect of taxes for three calendar years preceding the year of tax audit. Under certain circumstances reviews may cover longer periods. Management believes that it has provided adequately for tax liabilities based on its interpretations of tax legislation. However, the relevant authorities may have differing interpretations, and the effects on the financial statements could be significant.

In the ordinary course of business, the Group may be a party to various tax and legal proceedings, and be subject to claims. In the opinion of management, the Group's liability if any, in all, in all pending litigation, other legal proceedings or other matters, will not have a material effect on the consolidated financial position, consolidated results of operations or liquidity of the Group: exposure of possible contingent liabilities identified by the Group will not exceed 1% of the Group's revenue.

Operating environment

Emerging markets such as Russia are subject to different risks than more developed markets, including economic, political and social, and legal and legislative risks. Laws and regulations affecting businesses in Russia continue to change rapidly, tax and regulatory frameworks are subject to varying interpretations. The future economic direction of Russia is heavily influenced by the fiscal and monetary policies adopted by the government, together with developments in the legal, regulatory, and political environment. Because Russia produces and exports large volumes of oil and gas, its economy is particularly sensitive to the price of oil and gas on the world market.

The Group sells products that are sensitive to changes in general economic conditions that impact consumer spending. Future economic conditions and other factors, including outbreak of coronavirus disease (COVID-19), sanctions imposed, consumer confidence, employment levels, interest rates, consumer debt levels and availability of consumer credit could reduce consumer spending or change consumer purchasing habits. A general slowdown in the Russian economy or in the global economy, or an uncertain economic outlook, could adversely affect consumer spending habits and the Group's operating results.

**NOTES TO THE CONSOLIDATED FINANCIAL STATEMENTS
FOR THE YEAR ENDED 31 DECEMBER 2021
(in millions of Russian Rubles)**

Starting from 2014, sanctions have been imposed in several packages by the United States, United Kingdom, European Union and others on certain Russian officials, businessmen and companies. On 21 February 2022, the President of Russia signed the executive orders on the recognition of the Donetsk People's Republic and the Lugansk People's Republic. On 24 February 2022, a decision to carry out a special military operation in Ukraine was announced. Subsequent to these events, the US, UK, EU and other countries announced an extension of sanctions on certain Russian officials, businessmen and companies. These developments may result in reduced access of the Russian businesses to international capital and export markets, weakening of the Russian Ruble, decline in capitals markets and other negative economic consequences. The impact of these and further developments on future operations and financial position of the Group at this stage is difficult to determine.

The combination of the negative factors affecting the Russian economy resulted in reduced access to capital, a higher cost of capital and uncertainty regarding economic growth, which could negatively affect the Group's future financial position, results of operations and business prospects. Management of the Group is taking appropriate measures to support the sustainability of the Group's business in the current circumstances.

29. EVENTS AFTER THE STATEMENT OF FINANCIAL POSITION DATE

The Group has evaluated subsequent events through 14 March 2022 the date on which the consolidated financial statements were approved by management of the Company on behalf of the Board of Directors of the Group.

On 8 February 2022 the Group announced a launch of an open market buyback program (hereinafter - the "Program") of its ordinary shares listed on the Moscow Exchange totaling up to RUB 3.5 billion over a period until 9 August 2022 unless extended or terminated by the Company earlier. The Program was approved the Company's Board of Directors on 7 February 2022.

The Company expects to cancel any shares acquired pursuant to the Program subject to all applicable restrictions and regulations. The Company does not intend to exercise the voting rights of the Shares.

The impact of other events that occurred in the external operating environment in February and March 2022 is described in Notes 4 and 28.

SUPPLEMENTARY FINANCIAL INFORMATION: NON-IFRS MEASURES (UNAUDITED)
(in millions of Russian Rubles)

SUPPLEMENTARY FINANCIAL INFORMATION: NON-IFRS MEASURES (UNAUDITED)

In this note, additional financial information is disclosed, which was not subject to audit procedures, performed by the independent auditor. In order to maintain comparability of the consolidated financial results, consolidated financial position and consolidated cash flows of the Group for the recent years and provide comfort on key performance measures used to assess the Group's financial performance, the Group decided to disclose supplementary financial information for the year ended 31 December 2021, prepared according to IAS 17 "Leases" instead of IFRS 16 "Leases", including comparatives. The information set out below is not IFRS information; it is not audited and should be considered and read in addition to, but not as a substitute for, the information contained in the consolidated financial statements.

Starting 1 January 2018, the Group has been applying requirements of IFRS 16 with respect to lease agreements. Comparing to previously effective IAS 17, IFRS 16 introduced significant changes to the lessee accounting.

According to IAS 17, until 1 January 2018 the Group had recognized operating lease payments as an expense on a straight-line basis over the lease term, except where another systematic basis was more representative of the time pattern in which economic benefits from the leased asset were consumed. Contingent rentals arising under operating leases used to be recognized as an expense in the period in which they were activated.

Applying IFRS 16, for all leases (except as noted below), the Group:

- (a) Recognizes right-of-use assets and lease liabilities in the consolidated statement of financial position, initially measured at the present value of future lease payments;
- (b) Recognizes depreciation of right-of-use assets and interest on lease liabilities in the consolidated statement of profit or loss; and
- (c) Separates the total amount of cash paid into a principal portion (presented within financing activities) and interest (presented within operating activities) in the consolidated statement of cash flows.

For short-term leases (lease term of 12 months or less), the Group has opted to recognize a lease expense on a straight-line basis as permitted by IFRS 16. Variable rents that do not depend on an index or rate are not included in the measurement the lease liability and the right-of-use asset. The related payments are recognized as an expense in the period in which the event or condition that triggers those payments occurs.

DETSKY MIR GROUP

SUPPLEMENTARY FINANCIAL INFORMATION: NON-IFRS MEASURES (UNAUDITED) (in millions of Russian Rubles)

Had the Group continued applying IAS 17 instead of IFRS 16, the Group's consolidated statement of profit or loss and other comprehensive income for the year ended 31 December 2021 would have been as follows:

	2021	2020
As if IAS 17 "Leases" was applied		
Revenue	164,300	142,882
Cost of sales	(113,857)	(98,909)
GROSS PROFIT	50,443	43,973
Selling, general and administrative expenses	(35,821)	(30,497)
Forgivable loan	1,255	-
Other operating income, net	273	53
OPERATING PROFIT	16,150	13,529
Finance income	17	79
Finance expenses	(2,031)	(2,188)
Foreign exchange loss, net	(393)	(2,093)
PROFIT BEFORE INCOME TAX	13,743	9,327
Income tax expense	(2,561)	(1,563)
PROFIT FOR THE YEAR	11,182	7,764
Other comprehensive loss:		
<i>Items that may be reclassified subsequently to profit or loss</i>		
Effect of translation to presentation currency	(16)	(3)
TOTAL COMPREHENSIVE INCOME FOR THE YEAR	11,166	7,761
Earnings per share		
Weighted average number of shares outstanding, basic and diluted:	735,122,582	734,561,783
Earnings per share, basic and diluted (in Russian Rubles per share)	15.21	10.57

DETSKY MIR GROUP

SUPPLEMENTARY FINANCIAL INFORMATION: NON-IFRS MEASURES (UNAUDITED) (in millions of Russian Rubles)

Had the Group continued applying IAS 17 instead of IFRS 16, the Group's consolidated statement of financial position as at 31 December 2021 would have been as follows:

	31 December 2021	31 December 2020
As if IAS 17 "Leases" was applied		
ASSETS		
NON-CURRENT ASSETS		
Property, plant and equipment	11,639	9,274
Intangible assets	1,769	1,524
Deferred tax assets	2,259	2,140
Other non-current assets	245	219
Total non-current assets	15,912	13,157
CURRENT ASSETS		
Inventories	52,724	42,494
Trade receivables	4,454	3,670
Advances paid and other receivables	3,081	1,812
Prepaid income tax	8	10
Cash and cash equivalents	3,807	1,826
Total current assets	64,074	49,812
TOTAL ASSETS	79,986	62,969
EQUITY AND LIABILITIES		
EQUITY		
Share capital	1	1
Treasury shares	(323)	(407)
Additional paid-in capital	5,793	5,793
Accumulated deficit	(2,539)	(5,462)
Currency translation reserve	111	127
Total equity	3,043	52
NON-CURRENT LIABILITIES		
Long-term loans and borrowings	15,110	12,200
Deferred tax liabilities	162	92
Total non-current liabilities	15,272	12,292
CURRENT LIABILITIES		
Trade payables	39,415	35,770
Short-term loans and borrowings and current portion of long-term loans and borrowings	13,775	7,582
Advances received, other payables and accrued expenses	6,348	5,398
Deferred revenue	1,380	1,241
Income tax payable	753	634
Total current liabilities	61,671	50,625
Total liabilities	76,943	62,917
TOTAL EQUITY AND LIABILITIES	79,986	62,969

DETSKY MIR GROUP

SUPPLEMENTARY FINANCIAL INFORMATION: NON-IFRS MEASURES (UNAUDITED) (in millions of Russian Rubles)

Had the Group continued applying IAS 17 instead of IFRS 16, the Group's consolidated statement of cash flows for the year ended 31 December 2021 would have been as follows:

	2021	2020
As if IAS 17 "Leases" was applied		
OPERATING ACTIVITIES:		
Profit for the year	11,182	7,764
Adjustments for:		
Depreciation and amortization expense	2,606	2,694
Income tax expense recognized in profit or loss	2,561	1,563
Write-offs of merchandise inventories relating to shrinkage and write-down to net realizable value	2,173	2,081
Finance expenses	2,030	2,187
Foreign exchange loss, net	393	2,093
Expense on equity-settled share-based compensation	215	188
Change in estimated breakage of bonus points under loyalty program	102	(58)
Finance income	(17)	(79)
Gain on settlement of equity-settled share-based compensation	(52)	-
Change in estimated breakage of gift cards	(120)	-
Forgivable loan	(1,255)	-
Other	8	47
Changes in working capital:		
(Increase)/decrease in trade receivables	(784)	373
Increase in advances paid and other receivables	(1,179)	(88)
Increase in inventories	(12,403)	(5,912)
Increase in trade payables	3,479	1,507
Increase/(decrease) in advances received, other payables and accrued expenses	828	(412)
Increase in deferred revenue	157	294
Cash generated by operations	9,924	14,242
Interest paid	(1,804)	(1,989)
Interest received	16	78
Income tax paid	(2,444)	(1,980)
Net cash generated by operating activities	5,692	10,351
INVESTING ACTIVITIES:		
Payments for property, plant and equipment	(4,263)	(1,705)
Payments for intangible assets	(994)	(695)
Proceeds from sale of property, plant and equipment	31	42
Net cash used in investing activities	(5,226)	(2,358)
FINANCING ACTIVITIES:		
Purchase of treasury shares	-	(90)
Proceeds from loans and borrowings	61,201	63,878
Repayment of loans and borrowings	(50,861)	(63,315)
Dividends paid	(8,292)	(7,775)
Net cash generated by/ (used in) financing activities	2,048	(7,302)
NET INCREASE IN CASH AND CASH EQUIVALENTS	2,514	691
CASH AND CASH EQUIVALENTS, beginning of the year	1,826	1,769
Effect of changes in foreign exchange rates on cash and cash equivalents	(533)	(634)
CASH AND CASH EQUIVALENTS, end of the year	3,807	1,826

DETSKY MIR GROUP

SUPPLEMENTARY FINANCIAL INFORMATION: NON-IFRS MEASURES (UNAUDITED) (in millions of Russian Rubles)

Had the Group continued applying IAS 17 instead of IFRS 16, reconciliation of adjusted EBITDA as defined in Note 7 to IFRS profit for the year ended 31 December 2021 would have been as follows:

	2021	2020
Profit for the period	11,182	7,764
Finance income	(17)	(79)
Finance expenses	2,031	2,188
Income tax expense	2,561	1,563
Depreciation and amortization	2,606	2,694
Foreign exchange loss, net	393	2,093
Expense on share-based compensation	518	740
Forgivable loan (one-off income item)	(1,255)	-
Adjusted EBITDA	18,019	16,963

Had the Group continued applying IAS 17 instead of IFRS 16, the Group's selling, general and administrative expenses for the year ended 31 December 2021 would have been as follows:

	2021	2020
As if IAS 17 "Leases" was applied		
Payroll and other personnel costs	13,955	11,331
Rent and utilities	12,481	10,707
Depreciation and amortization	2,606	2,694
Banking services	1,847	1,491
Advertising and marketing expenses	1,057	1,141
Repair and maintenance	806	598
Promotional materials	681	409
Software maintenance	527	448
Security expenses	485	398
Consulting services	252	224
Office equipment	192	145
Communication expenses	139	144
Taxes (other than income tax)	134	122
Travel expenses	116	78
Stationery and other materials	63	43
Other	480	524
Total	35,821	30,497